



EndNote

Juhised kasutamiseks

Õppematerjal

Eve Pohlak
2021

EndNote on viidete haldamise tarkvara, mida kasutatakse bibliograafiate ja viidete haldamiseks esseede, aruannete, artiklite jms kirjutamisel.

Tarkvara võimaldab:

- importida kirjeid EndNote'i ning luua neist omale andmebaas;
- lisada andmebaasist töö käigus viiteid oma dokumenti;
- lisatud viidete põhjal koostada automaatselt bibliograafia soovitud stiilis.

Tallinna Tervishoiu Kõrgkool on ostnud juurdepääsu tarkvarale **EndNote 20**

Kõrgkooli töötajatel tuleb tarkvarale juurdepääsu saamiseks ning oma arvutisse installeerimiseks ühendust võtta kõrgkooli IT-osakonnaga.

Kõrgkooli õppurid leiavad juhendi tarkvarale juurdepääsu saamiseks ning oma arvutisse installeerimiseks oma Moodle`i kontolt.

EndNote20 pakub muuhulgas järgmisi võimalusi:

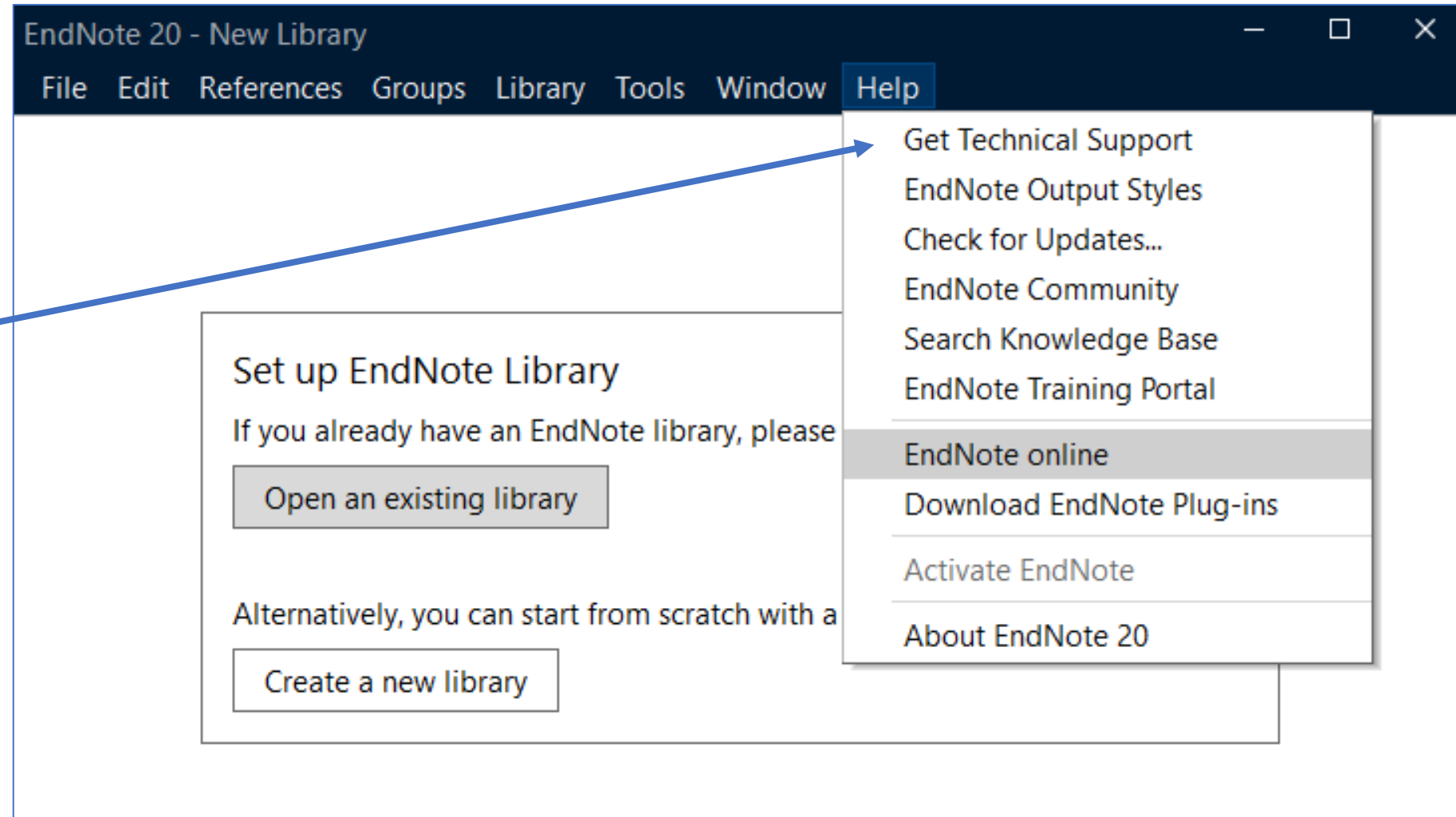
- * Otsige viiteid ja PDF-e sadadest veebiressurssidest.
- * Saate lihtsasti oma kogu üle vaadata, märkmeid teha ja PDF-e otsida.
- * Saate luua reegleid viidete automaatseks korraldamiseks kirjutamise ajal.
- * Automaatse viidete ja linkide värskendamise abil on andmed ajakohased.
- * Sisestage tekstisisesid tsitaate oma kogust *Microsoft® Wordi* funktsiooniga *Cite While You Write*.
- * Koostage oma bibliograafia automaatselt, kasutades pakutavaid viitamisstiile või oma kohandatud stiili.
- * Jagage osa või tervet oma kogu kaastöötajatega kogu maailmas.
- * Andke oma kogule kirjutus- (*write*) või kirjutuskaitstud (*read-only*) juurdepääs.
- * Jälgige oma meeskonnakaaslaste tehtud muudatusi ja vaadake nende tegevust oma jagatud kogus.
- * Kasutage uut funktsiooni *Tabs* lihtsamaks multitegumtööks (*multitasking*).

EndNote 20 DESKTOP

Esmavaade →

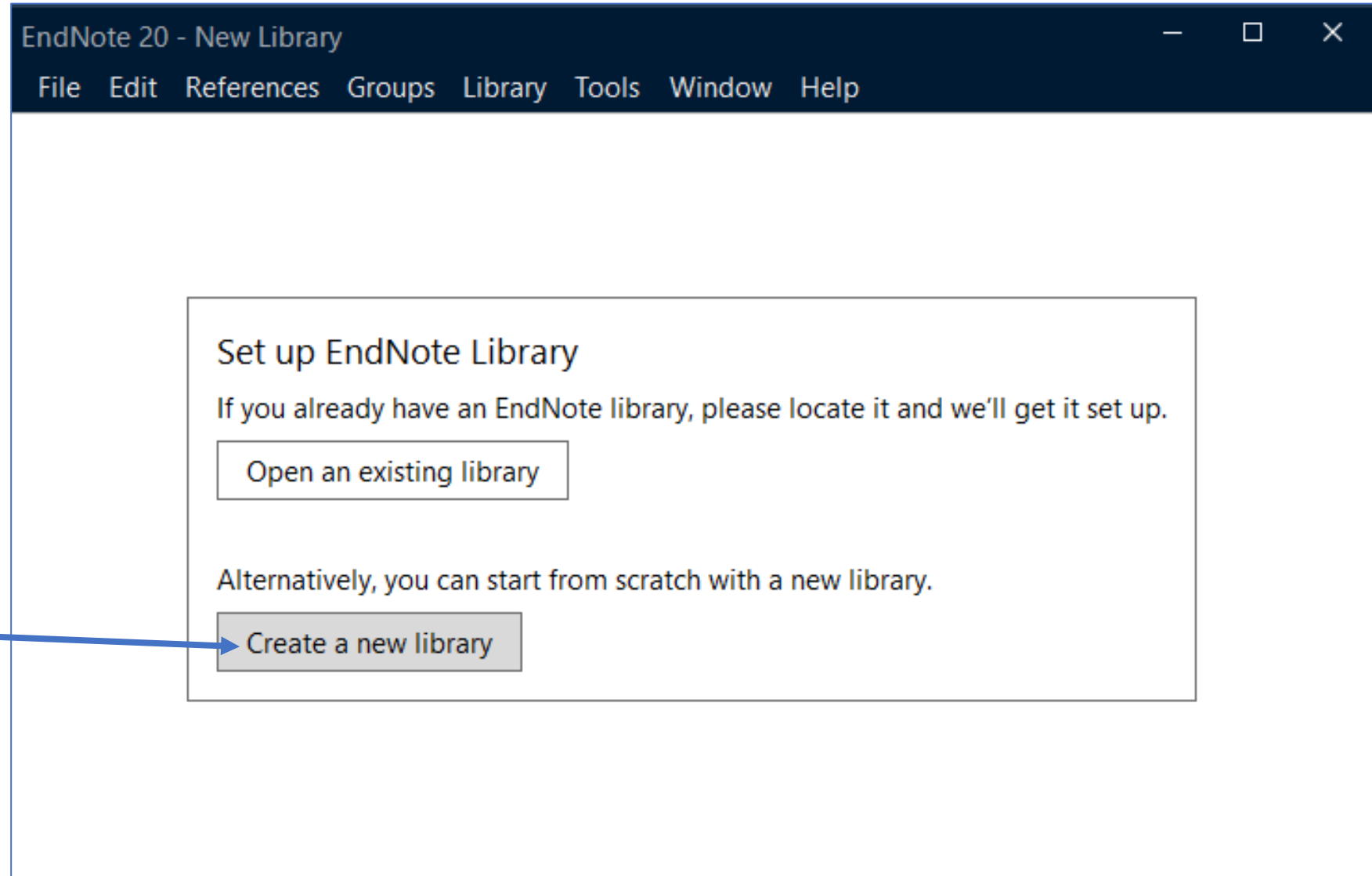
Jaotisest *Help* leiate abi mitmetel erinevatel teemadel.

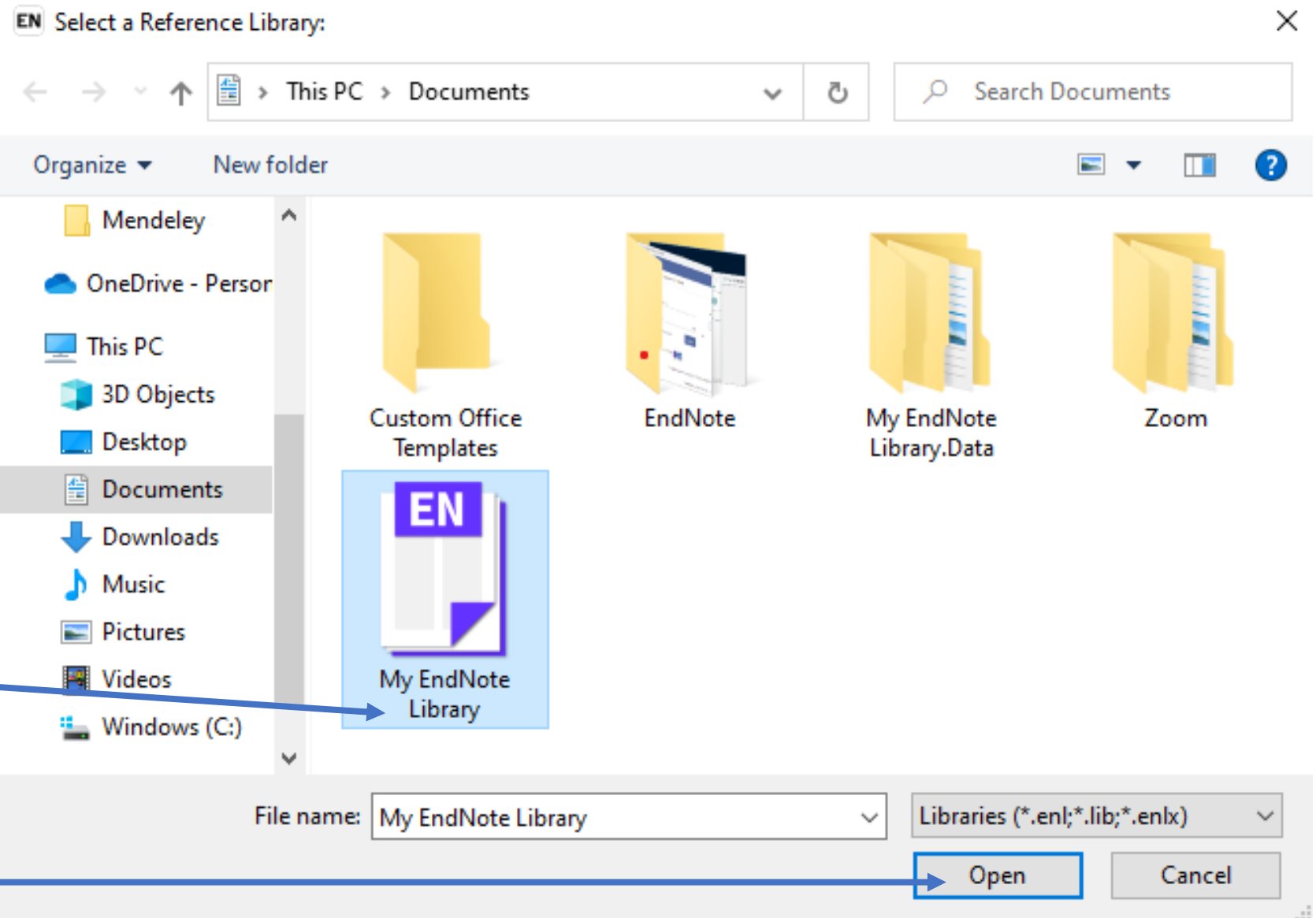
Lisaks võite jaotisest suunduda EndNote Online`i kasutama ja saada tarkvara kohta vajalikku lisateavet.



EndNote 20 DESKTOP

Esmakordselt EndNote`i kasutama hakates saate alustada oma kogu (*library*) loomisest. Selleks klikkige nupul *Create a new library*

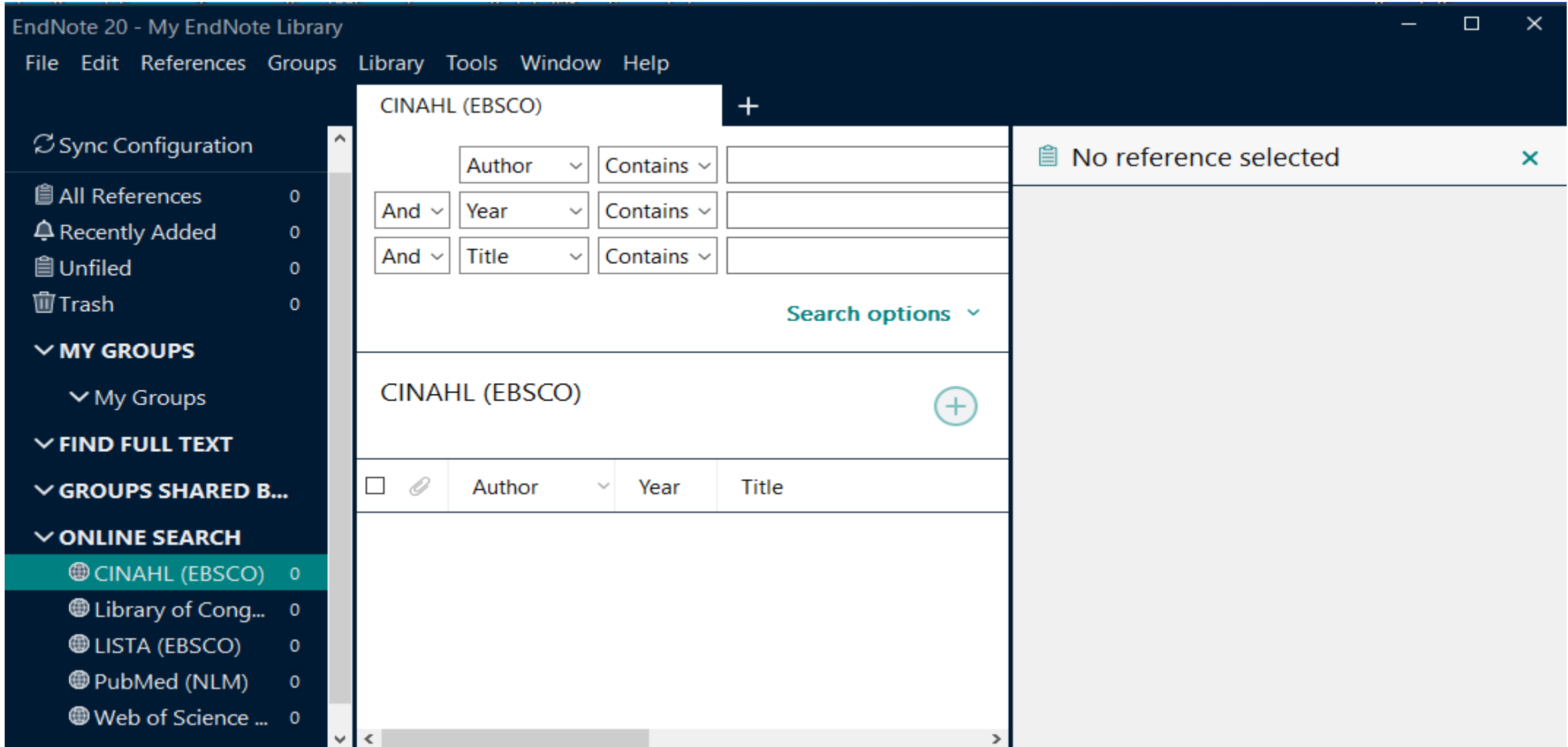




Olles klikkinud eelmisel
slaidil näidatud nupul
Create a new library,
avaneb aken, kus on
juba aktiivne ikoon
My EndNote Library

Oma kogu (*library*)
loomisega alustamiseks
klikkige nupul *Open*

Teile avaneb My EndNote Library, kuhu saate hakata lisama oma viiteid, neid grupeerida ja soovi korral teistega jagada ning erinevates andmebaasides otsinguid teha.



The screenshot displays the EndNote 20 software interface. The title bar reads "EndNote 20 - My EndNote Library". The menu bar includes "File", "Edit", "References", "Groups", "Library", "Tools", "Window", and "Help".

On the left, a sidebar contains the following sections:

- Sync Configuration
- All References (0)
- Recently Added (0)
- Unfiled (0)
- Trash (0)
- MY GROUPS
 - My Groups
- FIND FULL TEXT
- GROUPS SHARED B...
- ONLINE SEARCH
 - CINAHL (EBSCO) 0
 - Library of Cong... 0
 - LISTA (EBSCO) 0
 - PubMed (NLM) 0
 - Web of Science ... 0

The main workspace is divided into two panes. The top pane, titled "CINAHL (EBSCO)", contains search criteria:

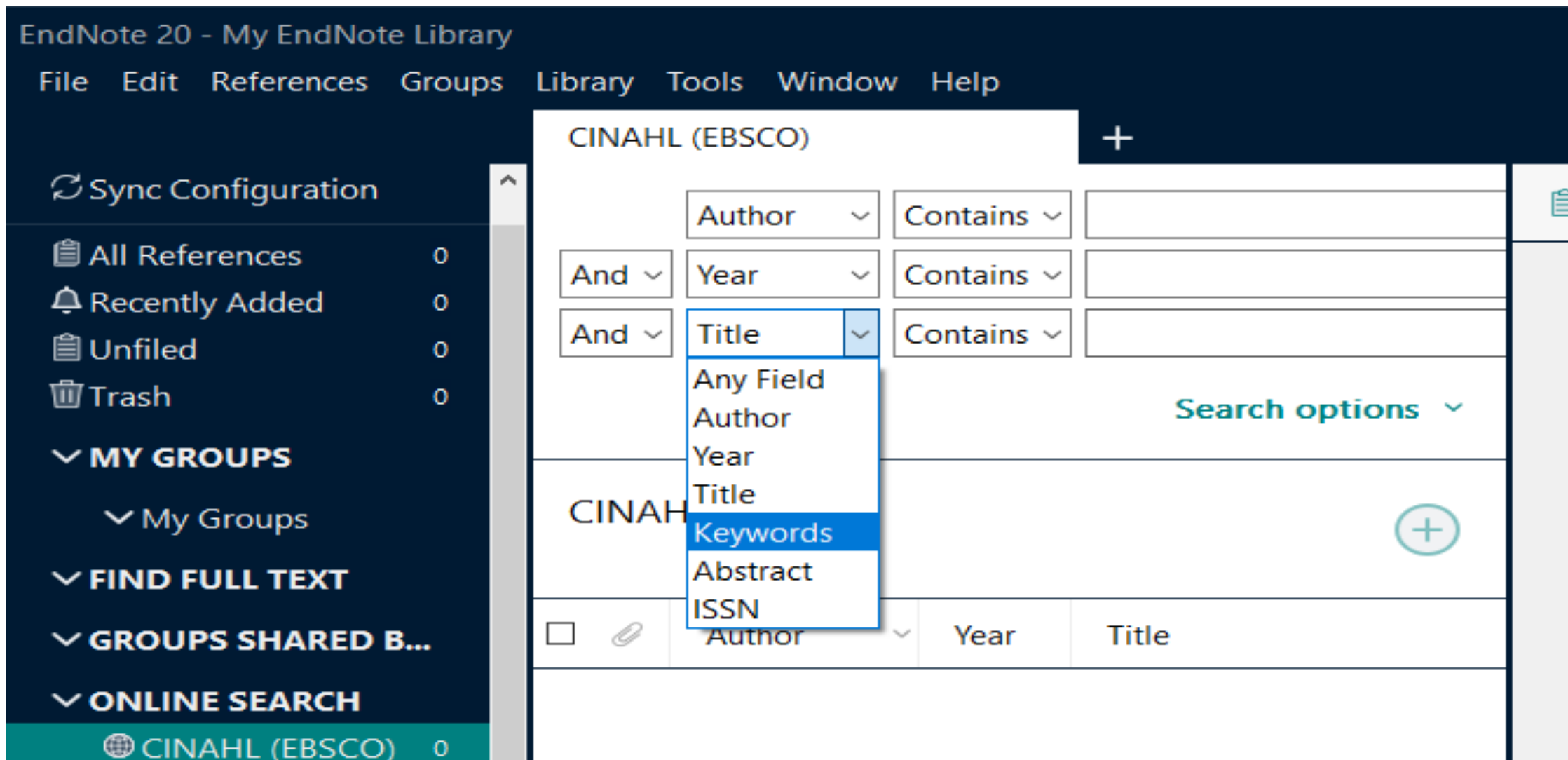
	Author	Contains	
And	Year	Contains	
And	Title	Contains	

Below the search criteria is a "Search options" dropdown menu. The bottom pane, also titled "CINAHL (EBSCO)", shows a table with columns for selection, linking, and search criteria:

<input type="checkbox"/>		Author	Year	Title

On the right side of the interface, a notification box states "No reference selected".

Otsingut saab teostada erinevates andmebaasides ning erinevate otsingukriteeriumite järgi.



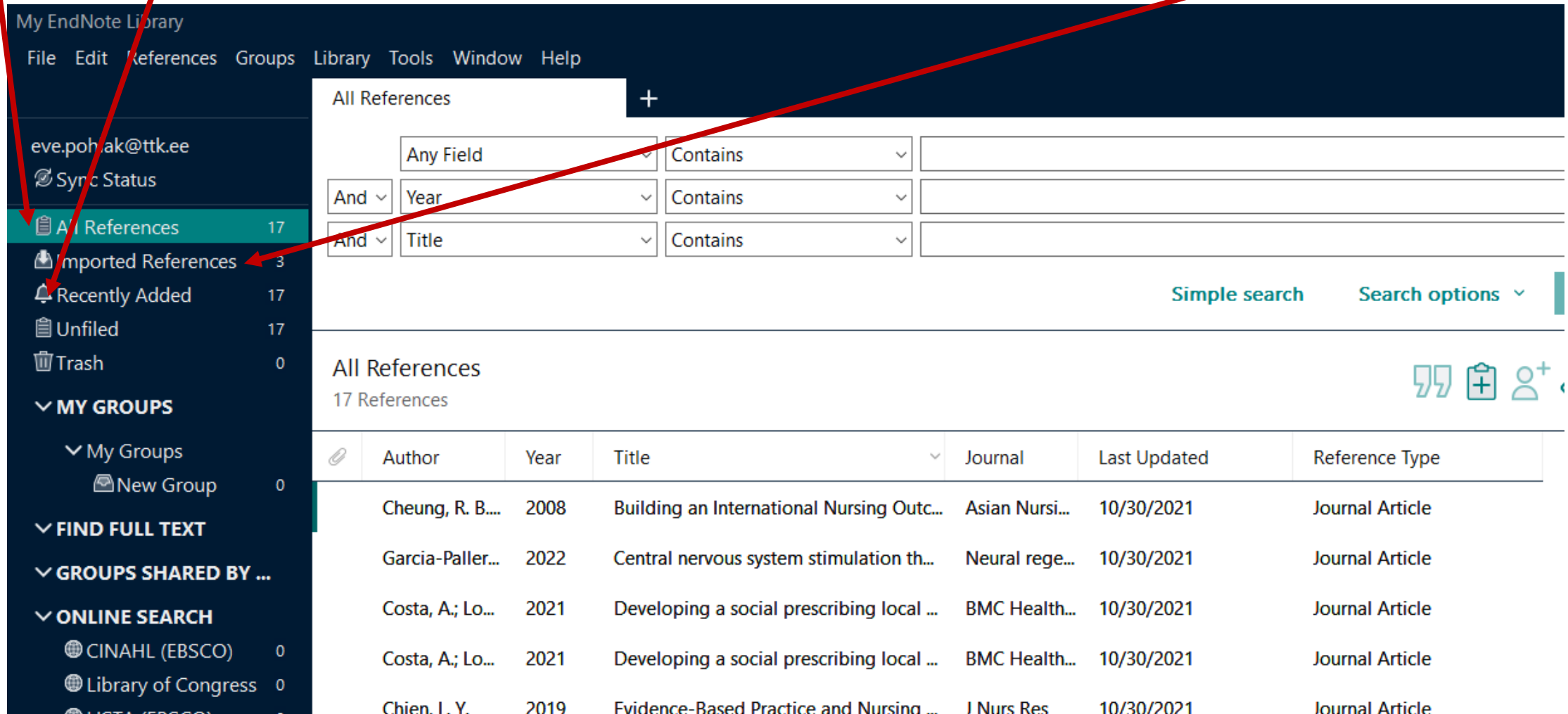
The screenshot displays the EndNote 20 interface for configuring a search in the CINAHL (EBSCO) database. The left sidebar shows navigation options like 'All References', 'Recently Added', and 'MY GROUPS'. The main search area is titled 'CINAHL (EBSCO)' and features a search criteria table with columns for logical operators, search fields, and search types. A dropdown menu is open over the 'Title' field, listing options such as 'Any Field', 'Author', 'Year', 'Title', 'Keywords', 'Abstract', and 'ISSN'. The 'Keywords' option is currently selected. Below the search criteria table, a table header shows columns for 'Author', 'Year', and 'Title'.

	Author	Contains	
And	Year	Contains	
And	Title	Contains	

Search options ▾

	Author	Year	Title
<input type="checkbox"/>			

Olles leidnud omale sobivad allikad ning importinud need oma kogusse, kuvatakse need valiku *All References* all. Kõige viimati imporditud allikaid näete kui klikite valikul *Imported References*. *Recently Added* näitab kõiki allikaid, mida olete hiljuti lisanud.



The screenshot shows the EndNote software interface. The left sidebar contains a navigation menu with the following items:

- My EndNote Library
- File Edit References Groups Library Tools Window Help
- eve.pohak@ttk.ee
- Sync Status
- All References 17
- Imported References 3
- Recently Added 17
- Unfiled 17
- Trash 0
- MY GROUPS
 - My Groups
 - New Group 0
- FIND FULL TEXT
- GROUPS SHARED BY ...
- ONLINE SEARCH
 - CINAHL (EBSCO) 0
 - Library of Congress 0
 - LCCTA (EBSCO) 0

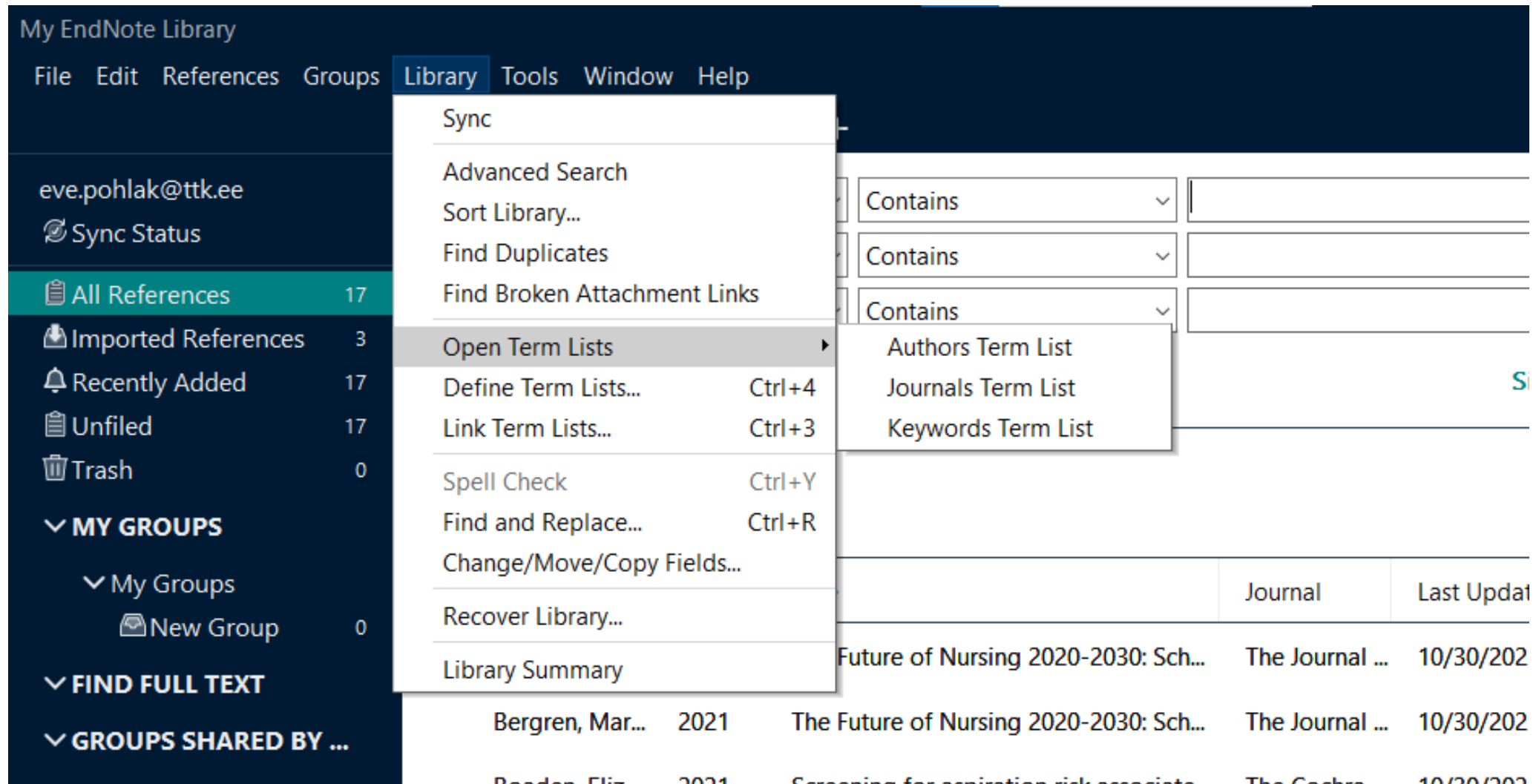
The main window displays the 'All References' view. It includes a search filter section with the following settings:

- Any Field Contains
- And Year Contains
- And Title Contains

Below the search filters, there are buttons for 'Simple search' and 'Search options'. The main content area shows a list of 17 references with the following columns: Author, Year, Title, Journal, Last Updated, and Reference Type.

Author	Year	Title	Journal	Last Updated	Reference Type
Cheung, R. B....	2008	Building an International Nursing Out...	Asian Nursi...	10/30/2021	Journal Article
Garcia-Paller...	2022	Central nervous system stimulation th...	Neural rege...	10/30/2021	Journal Article
Costa, A.; Lo...	2021	Developing a social prescribing local ...	BMC Health...	10/30/2021	Journal Article
Costa, A.; Lo...	2021	Developing a social prescribing local ...	BMC Health...	10/30/2021	Journal Article
Chien, L. Y.	2019	Evidence-Based Practice and Nursing ...	J Nurs Res	10/30/2021	Journal Article

Jaotises *Library* on lisaks teistele valikutele võimalik otsida oma kogu piires erinevate tunnuste alusel. Nt kindlat autorit (*Authors Term List*) või konkreetse ajakirja (*Journals Term List*) artiklite viiteid. Seda loetelu saate ise muuta ja täiendada (vt järgmine slaid).

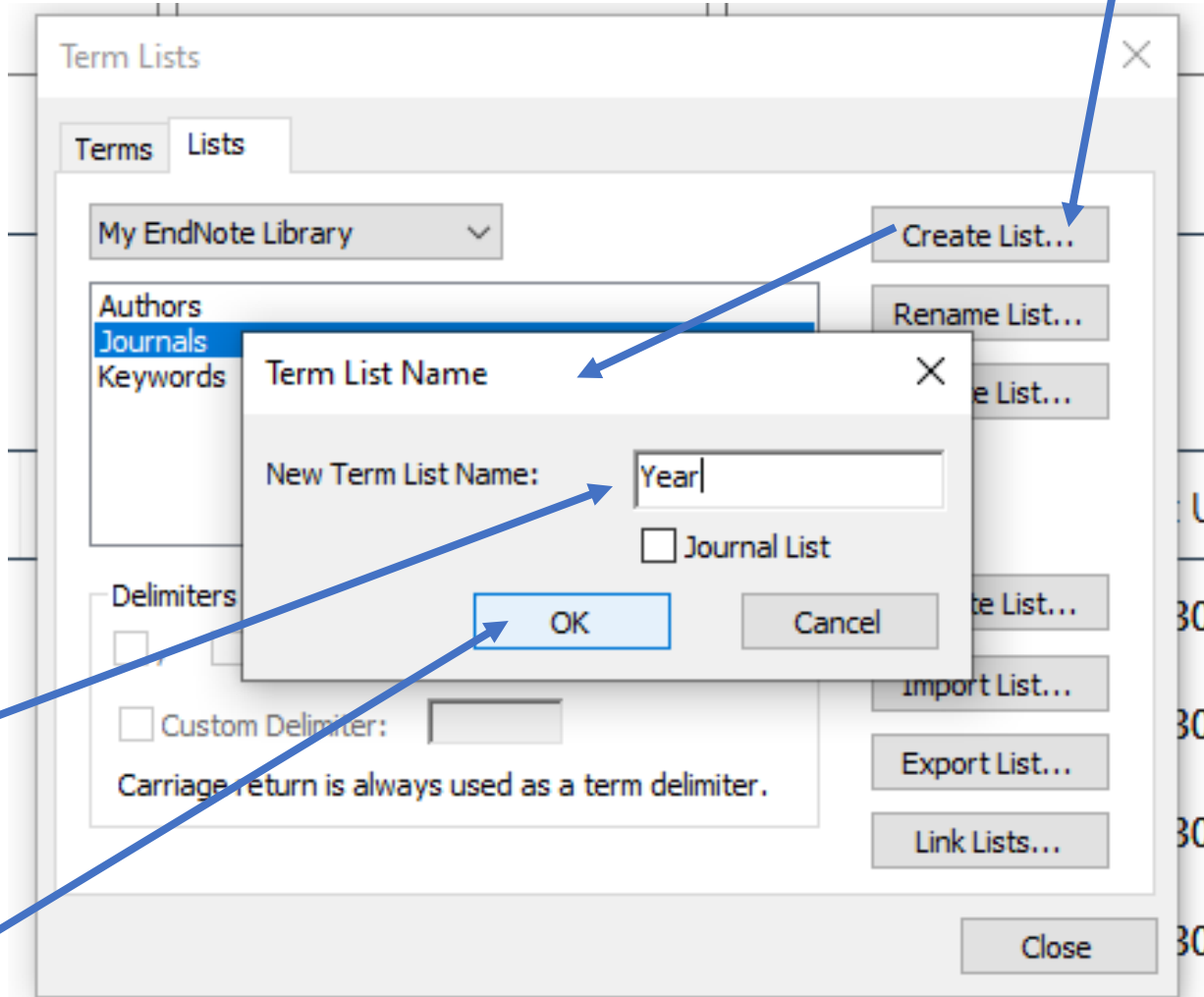
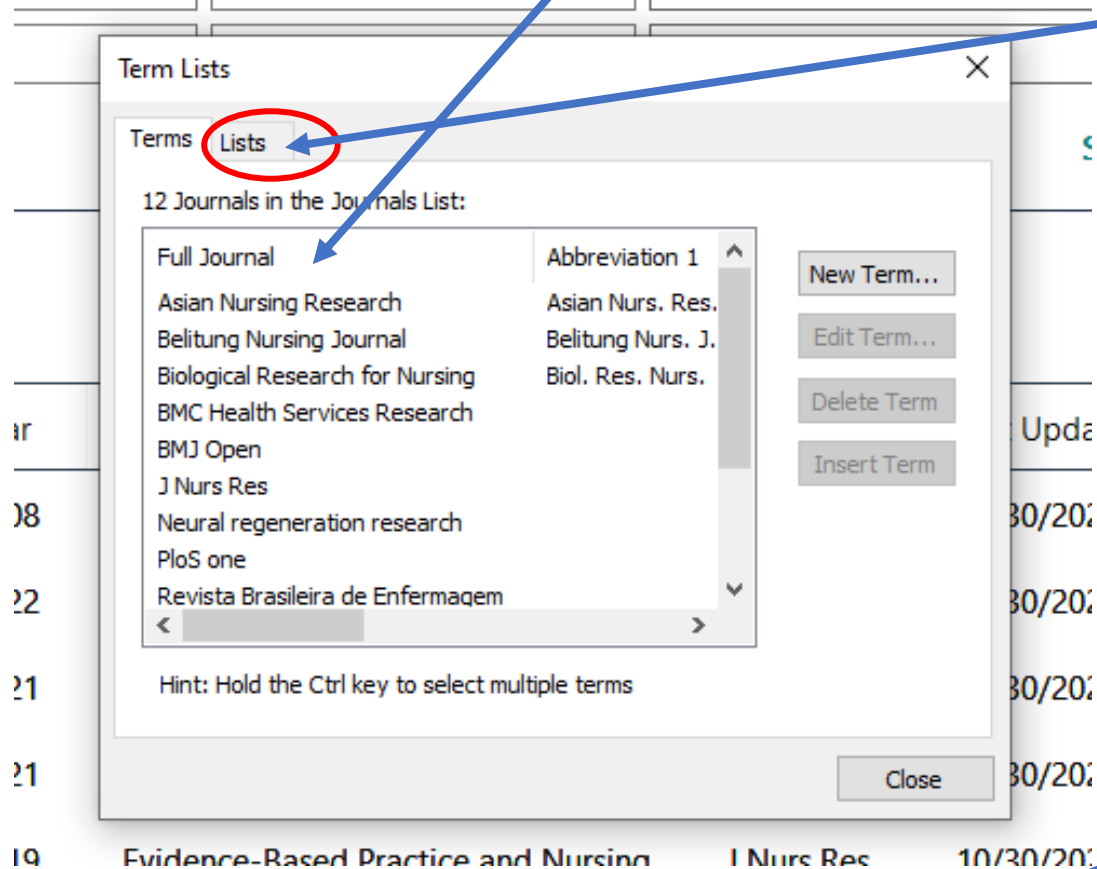


The screenshot shows the EndNote Library application interface. The 'Library' menu is open, displaying options such as 'Sync', 'Advanced Search', 'Sort Library...', 'Find Duplicates', 'Find Broken Attachment Links', 'Open Term Lists', 'Define Term Lists...', 'Link Term Lists...', 'Spell Check', 'Find and Replace...', 'Change/Move/Copy Fields...', 'Recover Library...', and 'Library Summary'. The 'Open Term Lists' sub-menu is also visible, listing 'Authors Term List', 'Journals Term List', and 'Keywords Term List'. The background shows a list of references with columns for author, year, title, journal, and last update date.

	Journal	Last Update
Future of Nursing 2020-2030: Sch...	The Journal ...	10/30/202
Bergren, Mar... 2021 The Future of Nursing 2020-2030: Sch...	The Journal ...	10/30/202
Boden, Eliz... 2021 Screening for aspiration risk associat...	The Cochr...	10/20/202

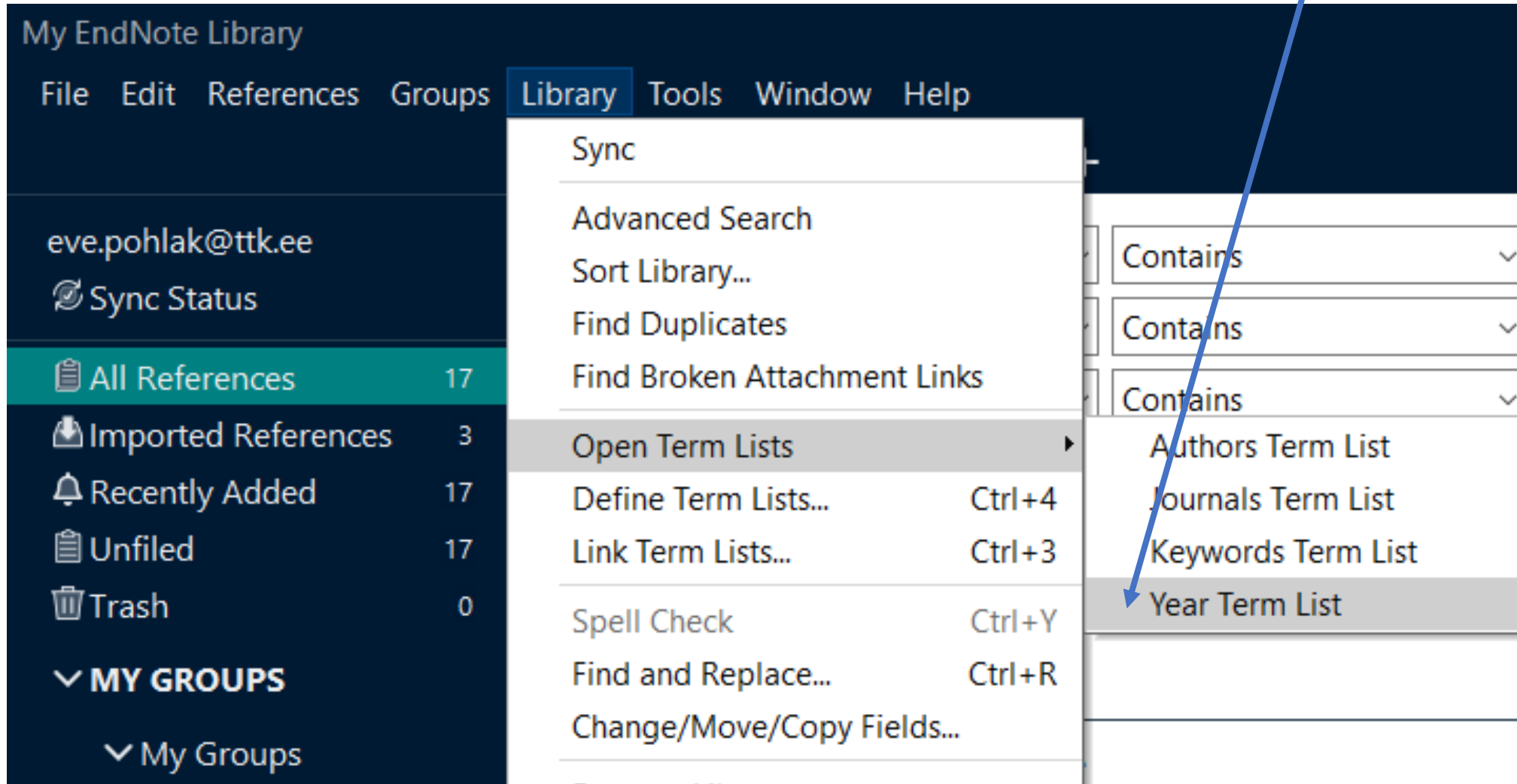
Olles klikkinud nt valikul *Journals Term List*, avaneb aken, kus on näha kõigi ajakirjade pealkirjad, mis teie kogus kajastuvad.

Klikkides sakil *Lists*, avaneb aken, kus saate lisada ja eemaldada termineid vastavalt oma soovidele.



Sisestage soovitud termin ning klikkige nupul OK

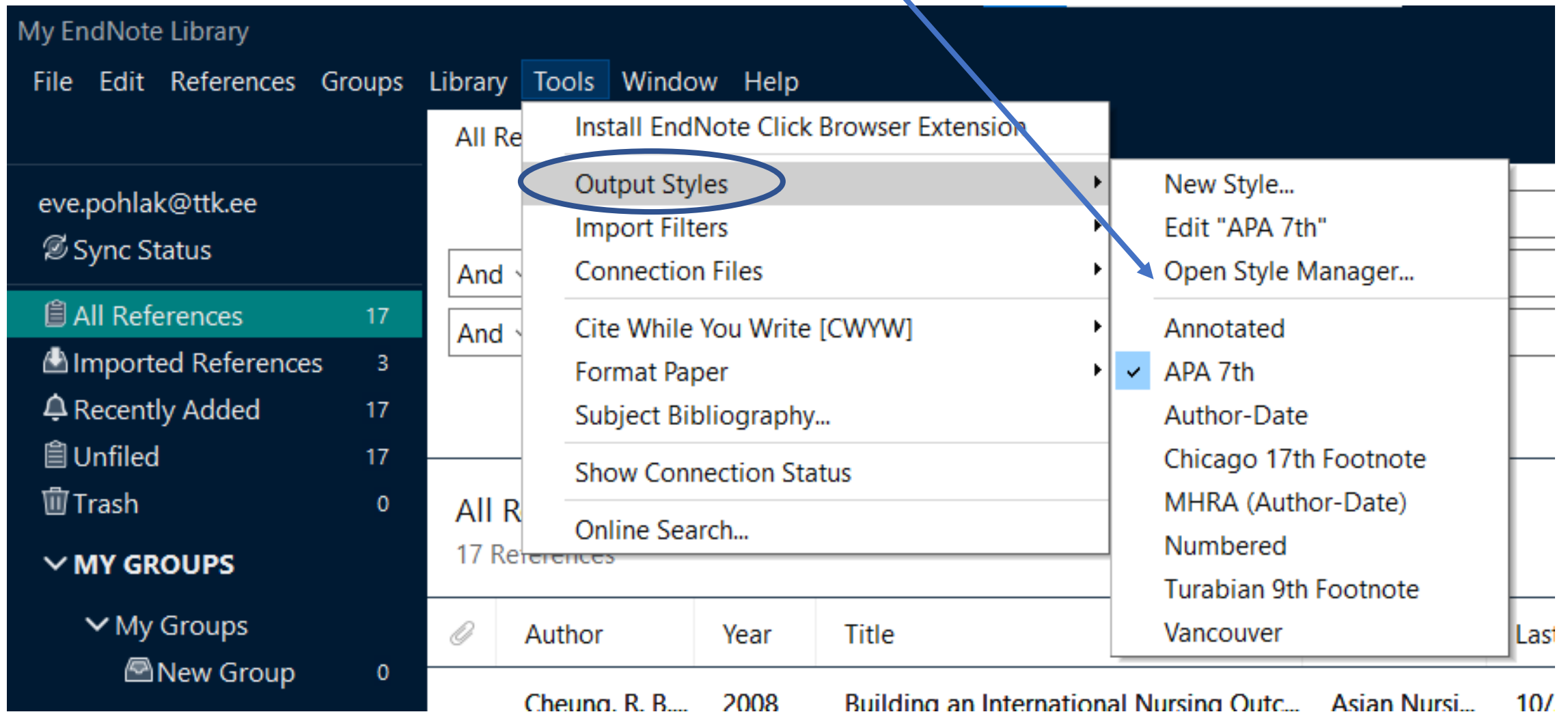
Sisestatud termin *Year* on nüüd *Library – Open Term Lists* jaotisesse lisatud (*Year Term List*).



The screenshot shows the EndNote Library interface. The 'Library' menu is open, displaying various options. The 'Open Term Lists' option is highlighted, and its sub-menu is also open, showing 'Year Term List' as the selected option. A blue arrow points from the text in the first block to the 'Year Term List' option in the sub-menu.

Menu Item	Sub-menu Item
Sync	
Advanced Search	
Sort Library...	
Find Duplicates	
Find Broken Attachment Links	
Open Term Lists	Authors Term List
Define Term Lists... (Ctrl+4)	Journals Term List
Link Term Lists... (Ctrl+3)	Keywords Term List
Spell Check (Ctrl+Y)	Year Term List
Find and Replace... (Ctrl+R)	
Change/Move/Copy Fields...	

Jaotises *Tools* on lisaks teistele valikutele võimalik määrata, millist viitamisstiili (*Output Styles*) oma töös kasutada soovite. Teie viited vormistatakse automaatselt vastavalt valitud stiilile. Lisavalikud ja rohkem viitamisstiile, mille hulgast valida, leiate *Open Style Manager* `il klikkides. (Vt järgmine slaid)



The screenshot shows the EndNote software interface. The 'Tools' menu is open, and 'Output Styles' is highlighted. The 'Open Style Manager...' option is selected, opening a dialog box with a list of styles. 'APA 7th' is checked. A blue arrow points from the text in the first slide to the 'Open Style Manager...' option in the menu.

My EndNote Library

File Edit References Groups Library **Tools** Window Help

All Re

Install EndNote Click Browser Extension

Output Styles

Import Filters

Connection Files

Cite While You Write [CWYW]

Format Paper

Subject Bibliography...

Show Connection Status

Online Search...

New Style...

Edit "APA 7th"

Open Style Manager...

Annotated

APA 7th

Author-Date

Chicago 17th Footnote

MHRA (Author-Date)

Numbered

Turabian 9th Footnote

Vancouver

eve.pohlak@ttk.ee

Sync Status

All References 17

Imported References 3

Recently Added 17

Unfiled 17

Trash 0

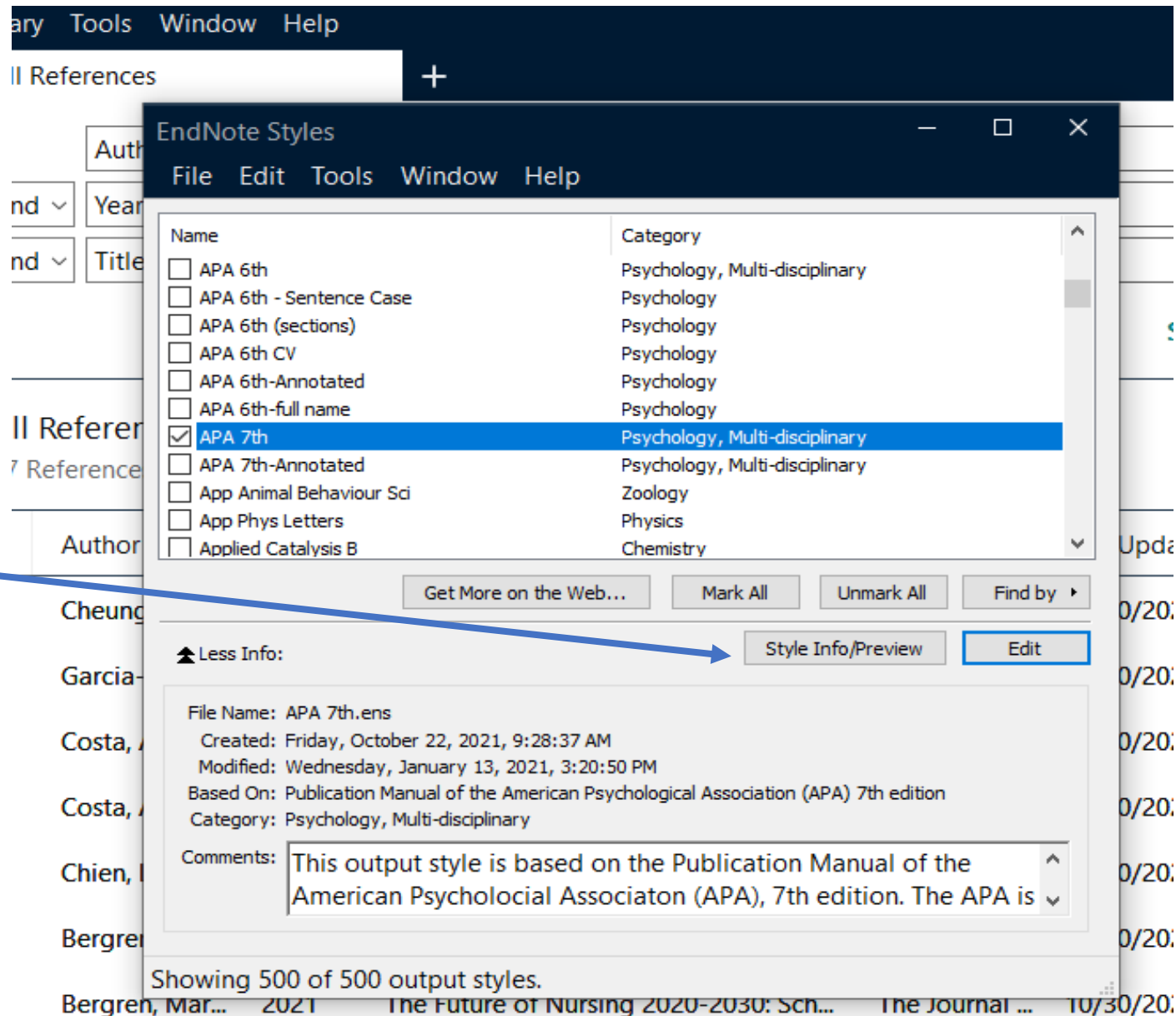
MY GROUPS

My Groups

New Group 0

	Author	Year	Title	Last
	Cheung, R. B...	2008	Building an International Nursing Outc...	Asian Nursi... 10/

Tools – *Output Styles* –
Open Style Manager’il klikkides
avaneb kõrvalolev aken,
kus saab valida mitmesaja
viitamisstiili hulgast,
millele on juurde lisatud ka
üksikasjalik kirjeldus.



The screenshot shows the EndNote Styles dialog box. The 'Name' column lists various citation styles, with 'APA 7th' selected. The 'Category' column lists the corresponding categories. Below the list, there are buttons for 'Get More on the Web...', 'Mark All', 'Unmark All', and 'Find by'. The 'Style Info/Preview' button is highlighted, and the 'Edit' button is also visible. The 'Style Info/Preview' panel shows the following information:

File Name: APA 7th.ens
Created: Friday, October 22, 2021, 9:28:37 AM
Modified: Wednesday, January 13, 2021, 3:20:50 PM
Based On: Publication Manual of the American Psychological Association (APA) 7th edition
Category: Psychology, Multi-disciplinary
Comments: This output style is based on the Publication Manual of the American Psychological Association (APA), 7th edition. The APA is

Showing 500 of 500 output styles.

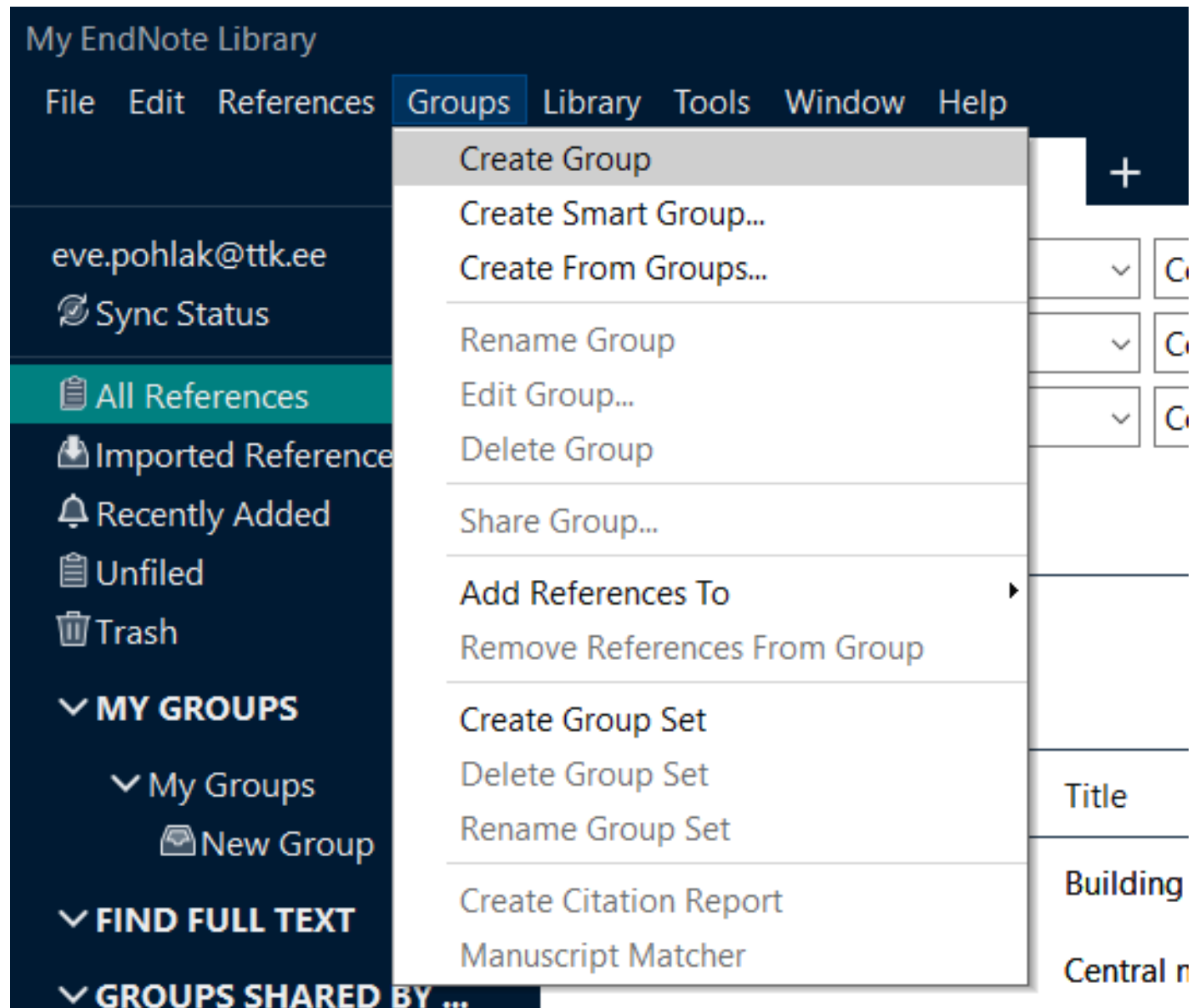
RÜHMADE (*GROUPS*) LOOMINE

Rühmade loomine (*Create Group*) muudab teie mahukas EndNote Desktopi viidete kogus orienteerumise lihtsamaks.

Viited saab jaotada nt teemade vms põhiselt rühmadesse.

Rühm (*Group*) luuakse teie kogus juba olemasolevate viidete (teie määratud kriteeriumite alusel) koondamisel uude iseseisvasse kausta.

Kui loote rühma, kopeeritakse sinna kõik teie sisestatud kriteeriumitele vastavad viited – neid EI teisaldada ning need EI kao jaotisest *All References*, neist luuakse lihtsalt koopiaid. Seega jäävad need kättesaadavaks mõlemas jaotises.



The screenshot displays the EndNote Desktop application interface. The main window is titled "My EndNote Library" and features a dark blue header with a menu bar containing "File", "Edit", "References", "Groups", "Library", "Tools", "Window", and "Help". The "Groups" menu is open, showing a list of options: "Create Group", "Create Smart Group...", "Create From Groups...", "Rename Group", "Edit Group...", "Delete Group", "Share Group...", "Add References To", "Remove References From Group", "Create Group Set", "Delete Group Set", "Rename Group Set", "Create Citation Report", and "Manuscript Matcher". The "Create Group" option is highlighted. On the right side of the interface, there is a vertical toolbar with a "+" button and three dropdown menus, each with a "C" button next to it. Below the toolbar, there are labels for "Title", "Building", and "Central n".

My EndNote Library

File Edit References **Groups** Library Tools Win

eve.pohlak@ttk.ee

Sync Status

All References 17

Recently Added 3

Unfiled 15

Trash 0

MY GROUPS

My Groups

- New Group 0
- New Group 0**
- Research 2

New Group

FIND FULL TEXT

Valides menüüst *Groups – Create Group*, tekib lather *New Group*, kuhu saate sisestada oma loodava rühma nime.

Kõige lihtsam viis kirjete rühmadesse liigutamiseks on nende aktiivseks klikkimine ning seejärel hiirega sobivasse kausta lohistamine.

All References 17

Recently Added 3

Unfiled 15

Trash 0

MY GROUPS

My Groups

- New Group 0
- New Group 0
- New Group 0
- Research 2**

FIND FULL TEXT

GROUPS SHARED BY ...

ONLINE SEARCH

And v Title Contains

Author	Year	Title
Cheung, R. B....	2008	Building an Internatic
Garcia-Paller...	2022	Central nervous system
Costa, A.; Lo...	2021	Developing a social p
Costa, A.; Lo...	2021	Developing a social p

Kirjete eksportimine oma EndNote`i kogusse internetiallikest

Oma viitekogusse saate kirjeid eksportida ka otse erinevate andmebaaside, ajakirjade jms interneti-lehekülgedelt.

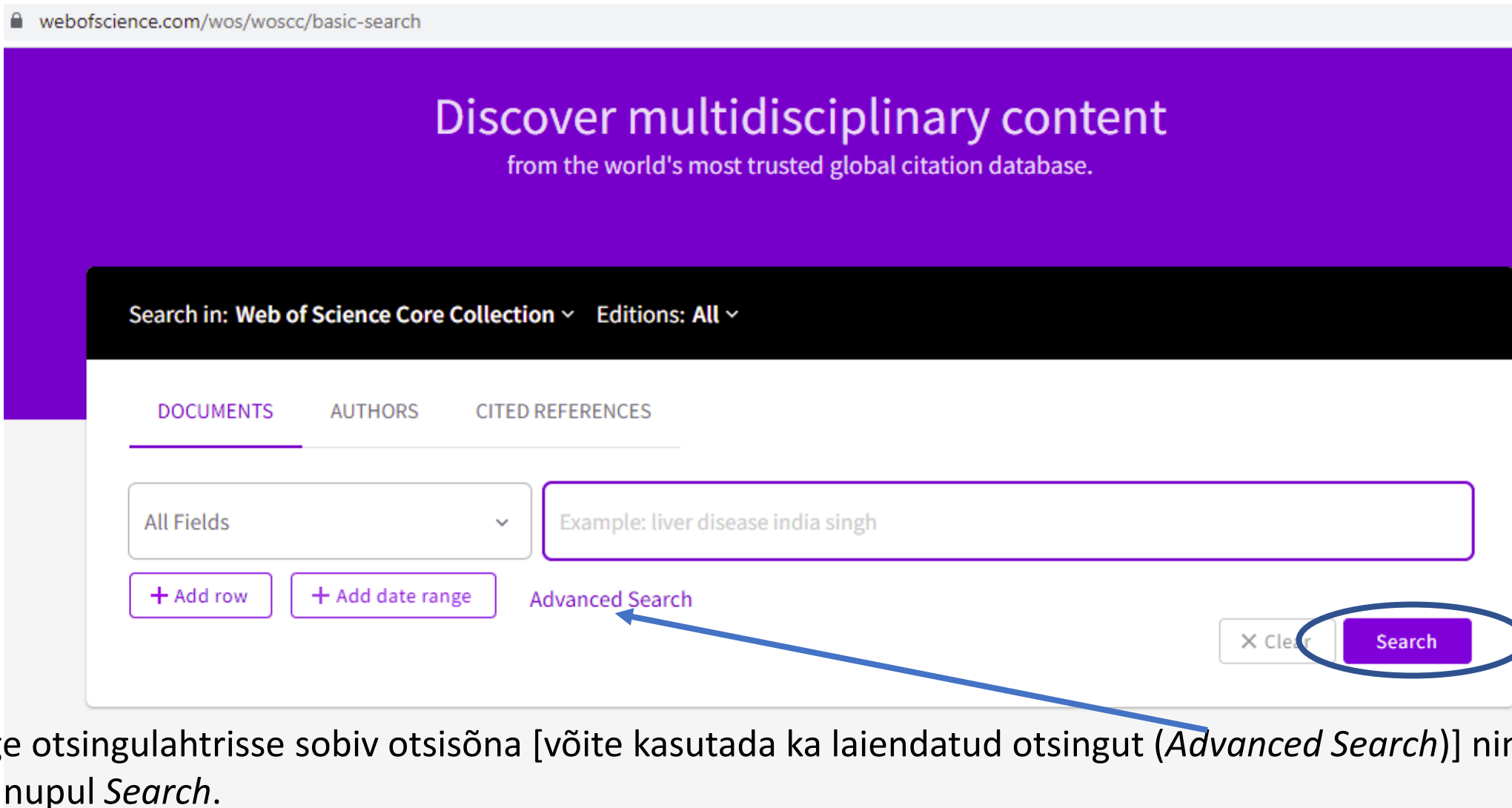
Leidke sobivad artiklid, märgistage need ning otsige artikli juurest nuppu “Export”, “Send to”, “Tools” (Wiley kirjastuse ajakirjade puhul), “Save” (Elsevier`i ajakirjade puhul) vms.

Valige avanenud loendist “Export Citation”, “Citation Manager” vms.

Järgnevatelt slaididelt saate samm-sammulise ülevaate kirjete eksportimiseks kolme andmebaasi näitel:

- Web of Science;
- EBSCOhost;
- PubMed.

WEB OF SCIENCE <https://www.webofscience.com/wos/woscc/basic-search>



webofscience.com/wos/woscc/basic-search

Discover multidisciplinary content
from the world's most trusted global citation database.

Search in: Web of Science Core Collection ▾ Editions: All ▾

DOCUMENTS AUTHORS CITED REFERENCES

All Fields ▾ Example: liver disease india singh

+ Add row + Add date range Advanced Search

X Clear Search

Sisestage otsingulahtrisse sobiv otsisõna [võite kasutada ka laiendatud otsingut (*Advanced Search*)] ning klikkige nupul *Search*.

Eksportimisel pakutakse avanenud aknas erinevaid valikuid.

Märgistage sobiv valik.

Lisaks saate rippmenüüst valida, millises ulatuses andmeid oma kogusse soovite:

Record Content:

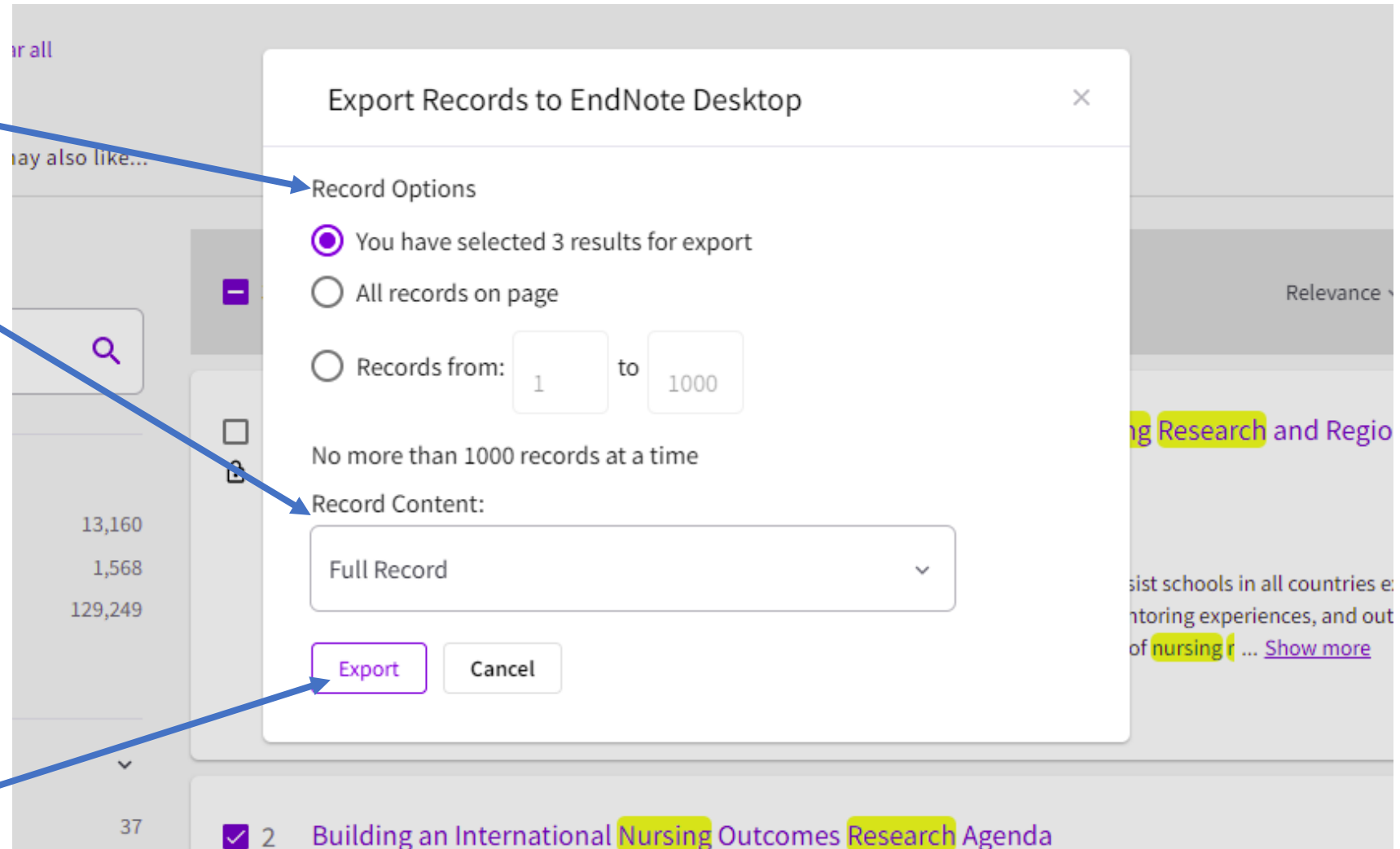
Author, Title, Source

Author, Title, Source, Abstract

Full Record

Full Record and Cited References

Eksportimiseks klikkige nupule Export.



Export Records to EndNote Desktop

Record Options

You have selected 3 results for export

All records on page

Records from: 1 to 1000

No more than 1000 records at a time

Record Content:

Full Record

Export Cancel

13,160

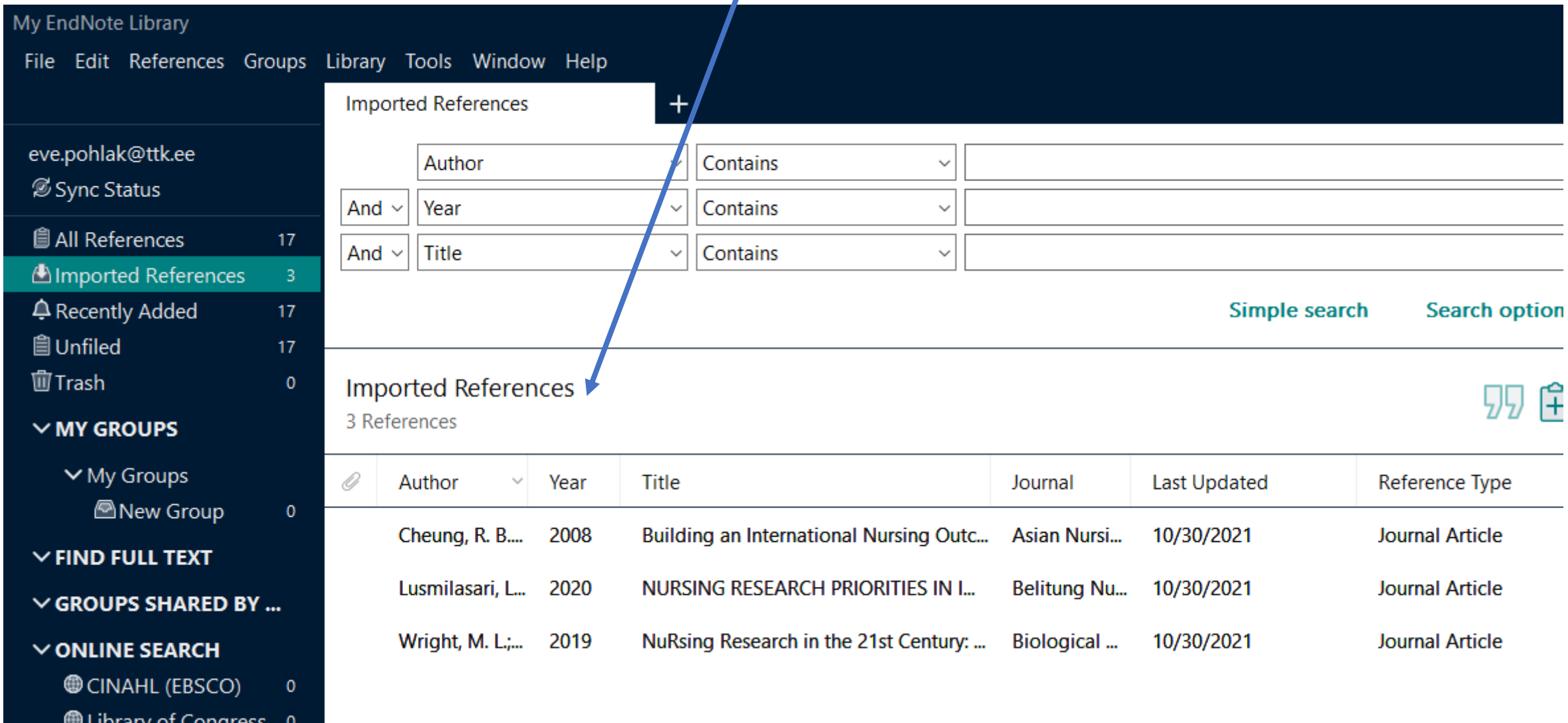
1,568

129,249

37

2 Building an International Nursing Outcomes Research Agenda

Valitud kirjed on kantud teie My EndNote Librarysse.



My EndNote Library

File Edit References Groups Library Tools Window Help

eve.pohlak@ttk.ee

Sync Status

- All References 17
- Imported References 3**
- Recently Added 17
- Unfiled 17
- Trash 0

MY GROUPS

- My Groups
- New Group 0

FIND FULL TEXT

GROUPS SHARED BY ...

ONLINE SEARCH

- CINAHL (EBSCO) 0
- Library of Congress 0

Imported References +


Author Contains

And Year Contains

And Title Contains

Simple search Search option


Imported References 3 References

	Author	Year	Title	Journal	Last Updated	Reference Type
	Cheung, R. B....	2008	Building an International Nursing Outc...	Asian Nursi...	10/30/2021	Journal Article
	Lusmilasari, L...	2020	NURSING RESEARCH PRIORITIES IN I...	Belitung Nu...	10/30/2021	Journal Article
	Wright, M. L;...	2019	NuRsing Research in the 21st Century: ...	Biological ...	10/30/2021	Journal Article

EBSCOhost <https://search.ebscohost.com/>

Tehke otsing EBSCOhost andmebaasis.

Sisestage otsilahtritesse sobiv(ad) otsisõna(d) ja klikkige nupul *Search*.



Searching: **CINAHL Complete**, [Show all](#) | [Choose Databases](#)

<input type="text"/>	Select a Field (optional) ▾	Search
AND ▾ <input type="text"/>	Select a Field (optional) ▾	Clear ?
AND ▾ <input type="text"/>	Select a Field (optional) ▾	+ -

[Basic Search](#) [Advanced Search](#) [Search History](#)

Valige avanenud artiklite loetelust omale sobivad, klõpsates artikli juures oleval ikoonil

2. [Nursing students' learning from involvement in research projects: an integrative literature review.](#)



(includes abstract) de Sousa Loura, David; Alves Bernardes, Rafael; Lavareda Baixinho, Cristina; Henriques, Helga Rafael; Félix, Isa Brito; Pereira Guerreiro, Mara; Revista Brasileira de Enfermagem, 2022; 75(1): 1-7. (7p) (Article -

Ikoon muutub kollaseks, fail lisatakse kausta, kust selle saab EndNote`i eksportida. (Vt järgmine slaid)

2. [Nursing students' learning from involvement in research projects: an integrative literature review.](#)



(includes abstract) de Sousa Loura, David; Alves Bernardes, Rafael; Lavareda Baixinho, Cristina; Henriques, Helga Rafael; Félix, Isa Brito; Pereira Guerreiro, Mara; Revista Brasileira de Enfermagem, 2022; 75(1): 1-7. (7p) (Article - **research** systematic review tables/charts) ISSN: 0034-7167 AN: 152750221 Database: CINAHL Complete

Valitud kirjed viiakse kokku ühte kausta, selle sisu vaatamiseks valige: *Go to: Folder View*

Search History/Alerts

[Print Search History](#) [Retrieve Searches](#) [Retrieve Alerts](#) [Save Searches / Alerts](#)









Select / deselect all

Search with AND

Search with OR

Delete Searches

Refresh Search Results

Search ID#	Search Terms	Search Options	Actions
<input type="checkbox"/> S2	 nursing research	Limiters - Full Text Expanders - Apply equivalent subjects Search modes - Boolean/Phrase	 View Results (15,226)  View Details  Edit
<input type="checkbox"/> S1	 nursing research	Expanders - Apply equivalent subjects Search modes - Boolean/Phrase	 View Results (99,026)  View Details  Edit

Refine Results

Current Search

Boolean/Phrase:

nursing research

Expanders

Apply equivalent subjects

Search Results: 1 - 50 of 99,026

Date Newest ▾

Page Options ▾

Share ▾




EBSCO CORONAVIRUS DISEASE (COVID-19) HEALTHCARE RESOURCES

DynaMed COVID-19 Topic

EBSCO COVID-19 Healthcare Resource Center

COVID-19 Portal

Folder has items

-  Nursing students' learnin...
-  Central nervous system st...
-  The Future of Nursing 202...

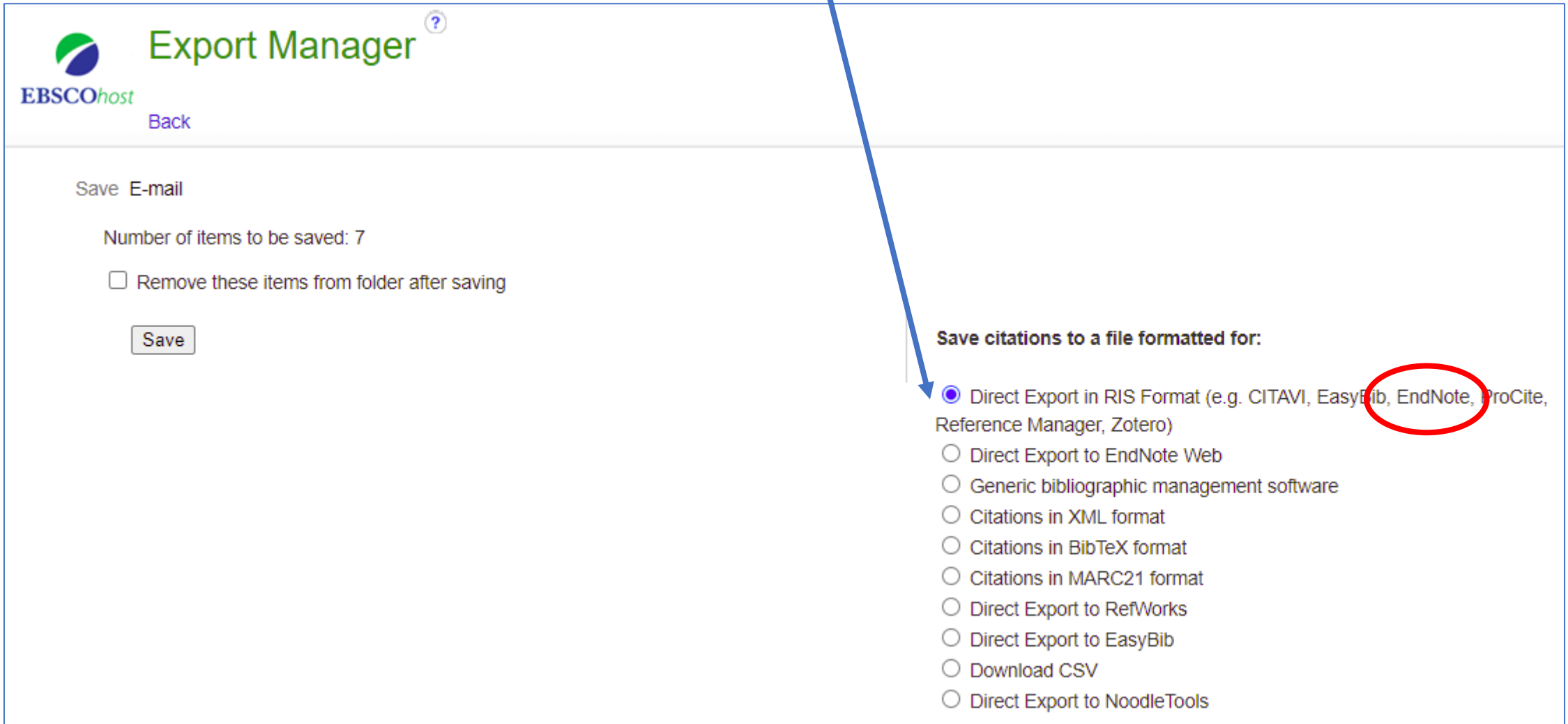
[Go to: Folder View](#)



Avanenud aknas näete oma valitud kirjeid ning saate neid eksportida. Selleks klikkige nupul Export. Seejärel avaneb Export Manager (vt järgmine slaid), kus saate teha valiku, kuhu kirjed eksportida.



The screenshot shows the EBSCOhost interface. At the top left is the EBSCOhost logo and the text "Folder Contents" with a "Back" link. Below this is a note: "To store these items in the folder for a future session, Sign In to My EBSCOhost." The main content area is titled "Articles" and shows "1-7 of 7" items. The first article is "1. Central nervous system stimulation therapies in phantom limb pain: a systematic review of clinical trials." Below the article title is the author information: "(English) By: Garcia-Pallero MÁ; Cardona D; Rueda-Ruzafa L; Rodriquez-Arrastia M; Roman P. Neural regeneration". On the right side of the interface, there is a vertical toolbar with icons for "Print", "E-mail", "Save as File", and "Export". A blue arrow points from the text above to the "Export" icon in the toolbar. On the left side, there is a sidebar with a list of content types: "Articles (7)", "Images (0)", "Videos (0)", "Companies (0)", "Pages (0)", "eBooks (0)", "audioBooks (0)", "Notes (0)", and "Other Content Sources (0)".

EndNote Desktopi kogusse eksportimiseks tehke sobiv valik



 **Export Manager** 
Back

Save E-mail

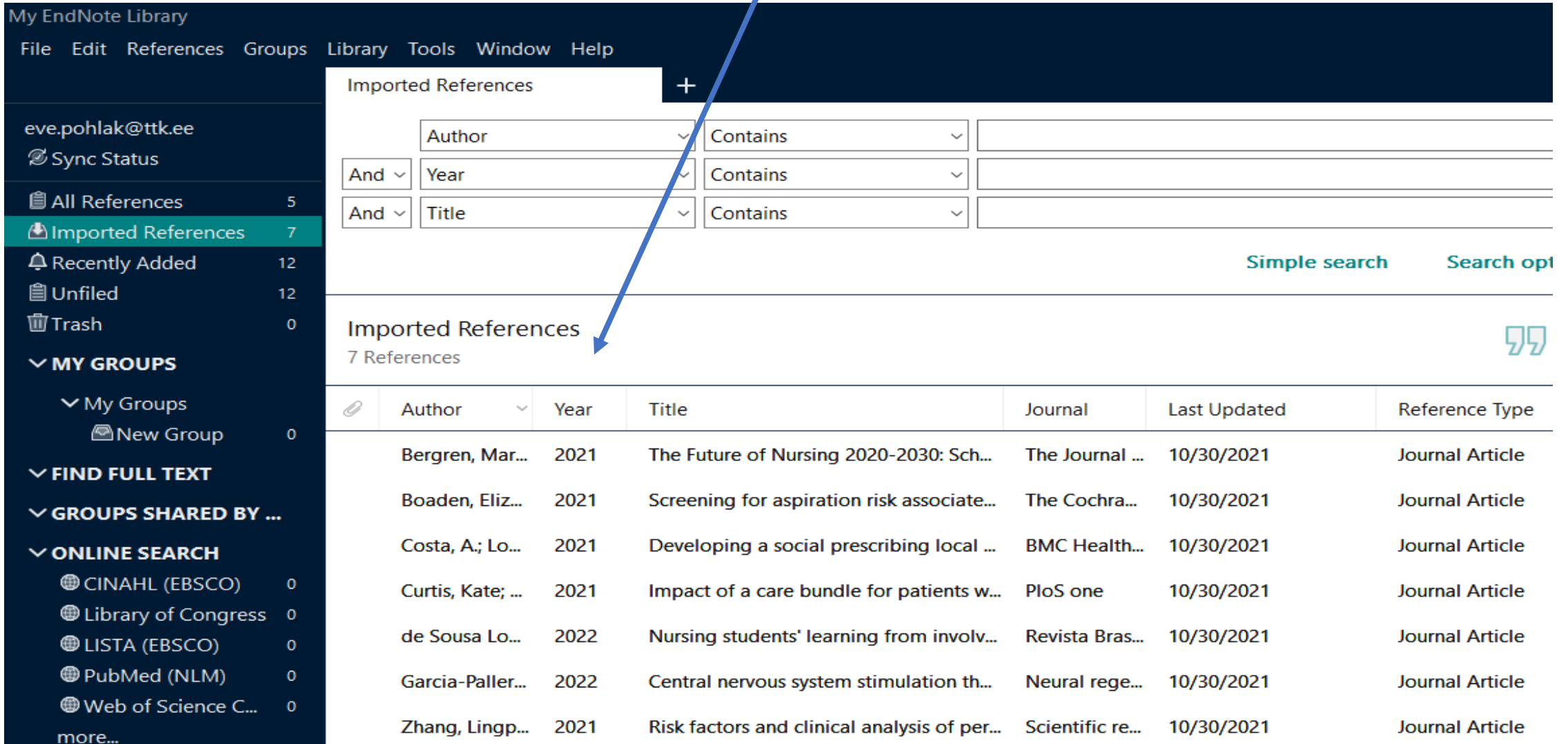
Number of items to be saved: 7

Remove these items from folder after saving

Save citations to a file formatted for:

- Direct Export in RIS Format (e.g. CITAVI, EasyBib, **EndNote**, ProCite, Reference Manager, Zotero)
- Direct Export to EndNote Web
- Generic bibliographic management software
- Citations in XML format
- Citations in BibTeX format
- Citations in MARC21 format
- Direct Export to RefWorks
- Direct Export to EasyBib
- Download CSV
- Direct Export to NoodleTools

Valitud kirjed on kantud teie My EndNote Librarysse.



My EndNote Library

File Edit References Groups Library Tools Window Help

Imported References +

Author Contains

And Year Contains

And Title Contains

Simple search Search opt

Imported References 7 References

	Author	Year	Title	Journal	Last Updated	Reference Type
	Bergren, Mar...	2021	The Future of Nursing 2020-2030: Sch...	The Journal ...	10/30/2021	Journal Article
	Boaden, Eliz...	2021	Screening for aspiration risk associate...	The Cochra...	10/30/2021	Journal Article
	Costa, A.; Lo...	2021	Developing a social prescribing local ...	BMC Health...	10/30/2021	Journal Article
	Curtis, Kate; ...	2021	Impact of a care bundle for patients w...	PloS one	10/30/2021	Journal Article
	de Sousa Lo...	2022	Nursing students' learning from involv...	Revista Bras...	10/30/2021	Journal Article
	Garcia-Paller...	2022	Central nervous system stimulation th...	Neural rege...	10/30/2021	Journal Article
	Zhang, Lingp...	2021	Risk factors and clinical analysis of per...	Scientific re...	10/30/2021	Journal Article

PubMed <https://pubmed.ncbi.nlm.nih.gov/>

Sisestage otsingulahtrisse sobiv(ad) otsisõna(d) ja klikkige *Search* või kasutage laiendatud otsingut (*Advanced Search*).



The screenshot shows the PubMed homepage with a dark blue background and a network diagram pattern. At the top left is the NIH logo and the text "National Library of Medicine National Center for Biotechnology Information". At the top right is a "Log in" button. In the center is the "PubMed.gov" logo. Below it is a large white search bar with a green "Search" button on the right. A blue arrow points from the text "Sisestage otsingulahtrisse" to the search bar. Another blue arrow points from "klikkige Search" to the "Search" button. A third blue arrow points from "või kasutage laiendatud otsingut" to the word "Advanced" below the search bar. At the bottom, there is a paragraph of text: "PubMed® comprises more than 33 million citations for biomedical literature from MEDLINE, life science journals, and online books. Citations may include links to full text content from PubMed Central and publisher web sites."

pubmed.ncbi.nlm.nih.gov

NIH National Library of Medicine
National Center for Biotechnology Information

Log in

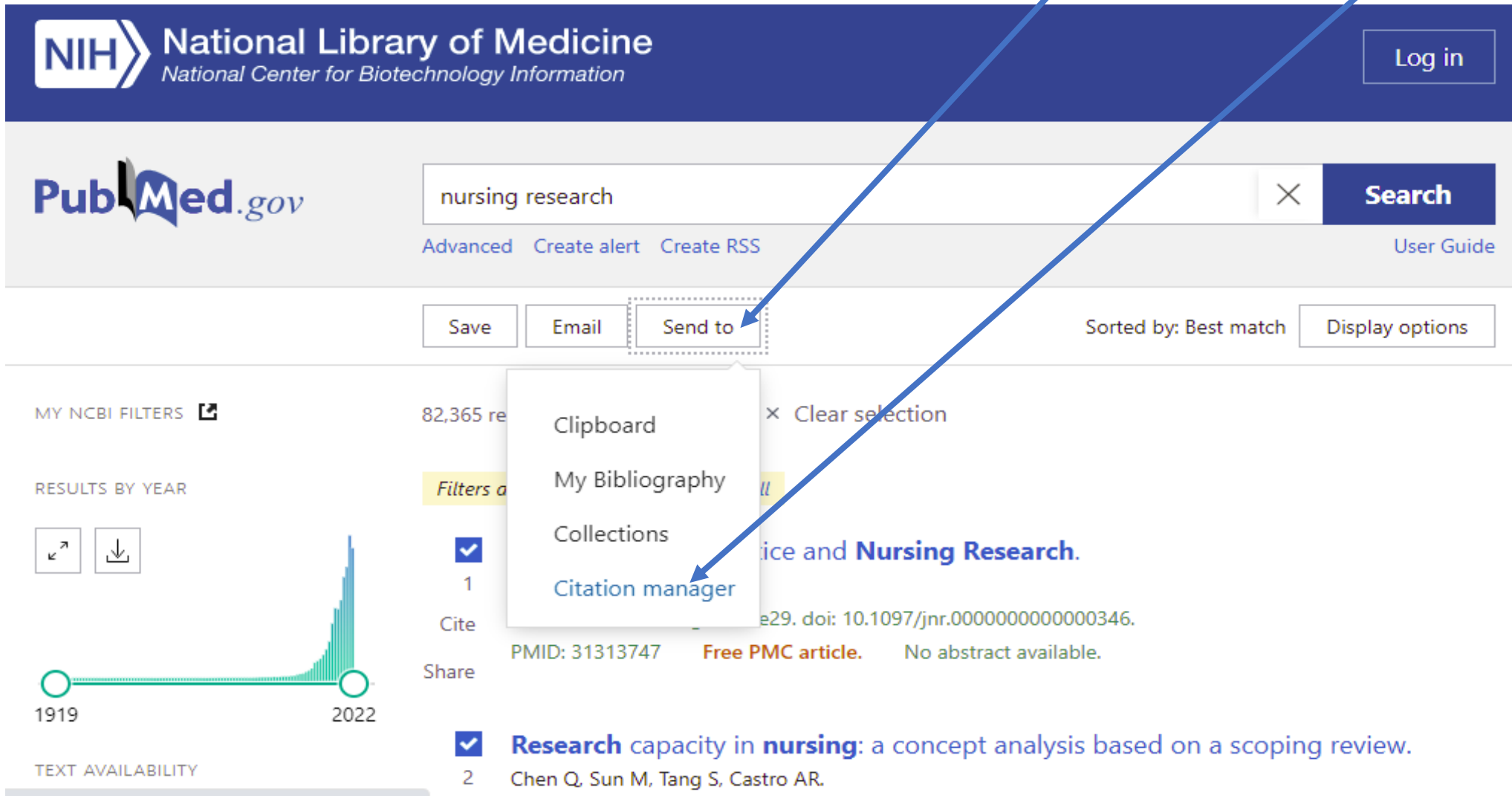
PubMed.gov

Advanced

Search

PubMed® comprises more than 33 million citations for biomedical literature from MEDLINE, life science journals, and online books. Citations may include links to full text content from PubMed Central and publisher web sites.

Märgistage sobivad otsitulemused. Eksportimiseks klikkige nupul *Send to* ja valige *Citation Manager*.



NIH National Library of Medicine
National Center for Biotechnology Information

Log in

PubMed.gov

nursing research

Search

Advanced Create alert Create RSS User Guide

Save Email **Send to** Sorted by: Best match Display options

MY NCBI FILTERS

RESULTS BY YEAR

1919 2022

TEXT AVAILABILITY

82,365 results

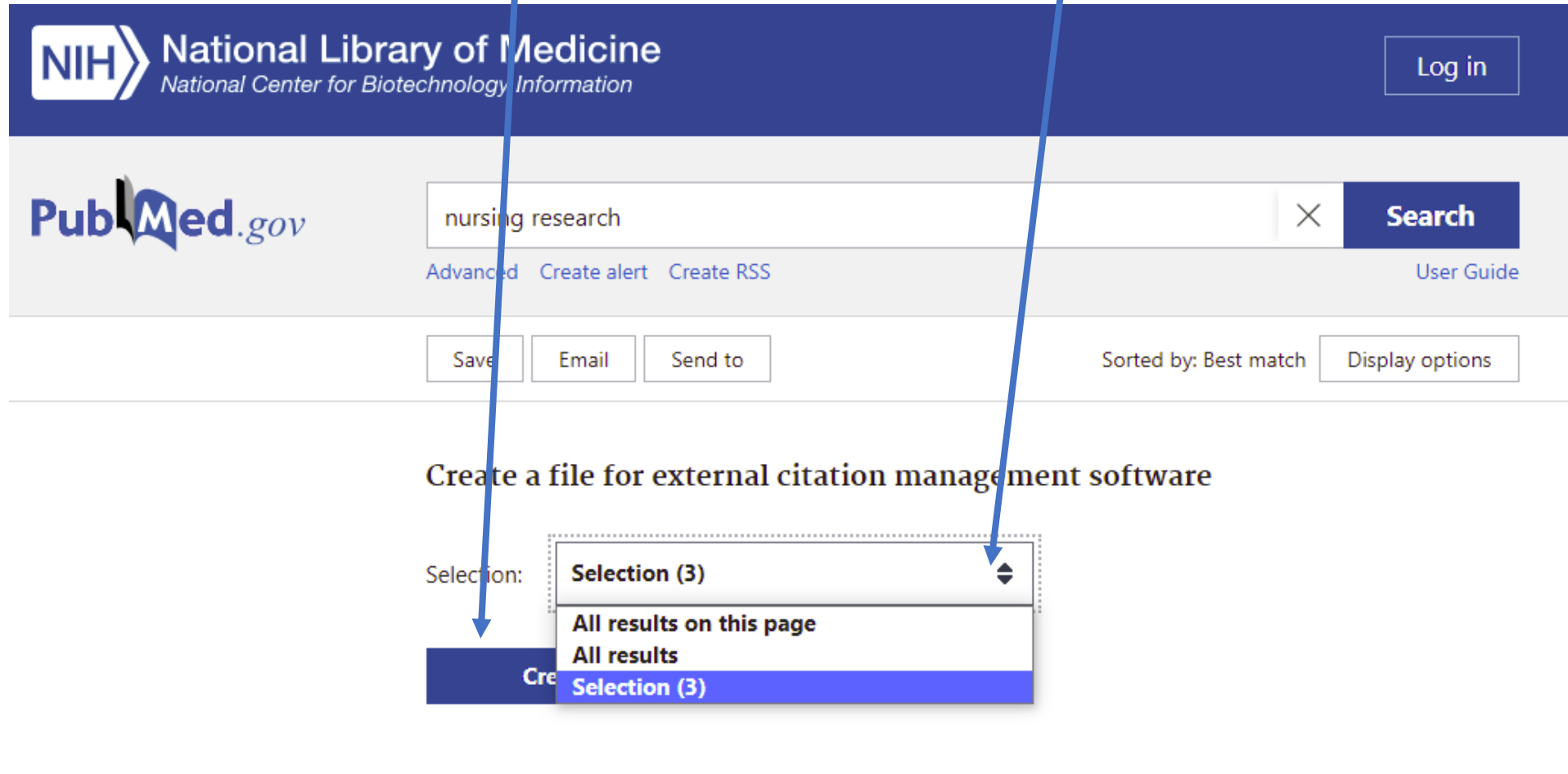
Clipboard
My Bibliography
Collections
Citation manager

1
Cite
Share

PMID: 31313747 **Free PMC article.** No abstract available.

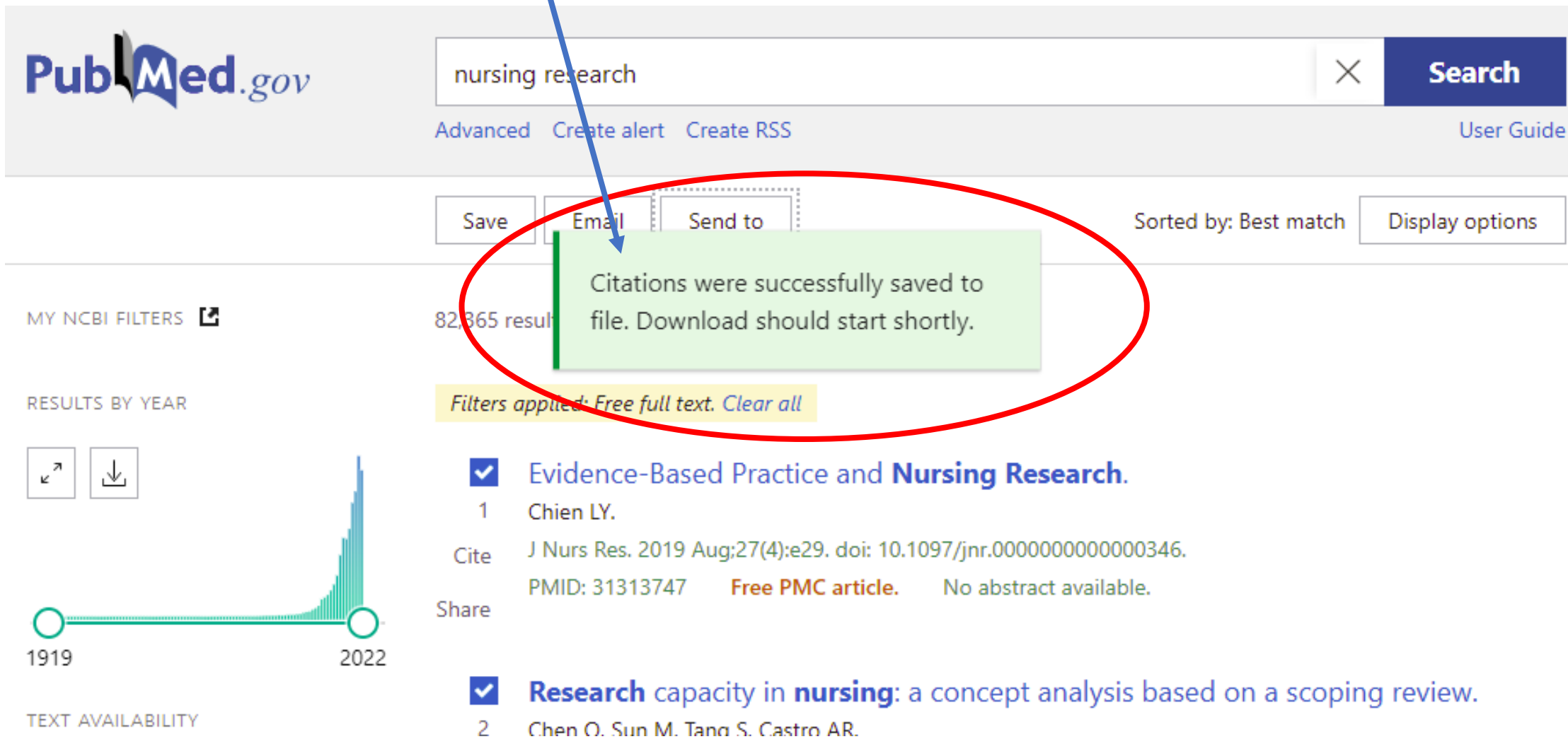
2 **Research capacity in nursing: a concept analysis based on a scoping review.**
Chen Q, Sun M, Tang S, Castro AR.

Avanenud aknas saate valida, kas soovite eksportida vaid valitud kirjed (antud juhul 3) või rohkem. Seejärel klikkige nupul *Create file*.



The screenshot shows the PubMed.gov search results page for the query "nursing research". The page header includes the NIH National Library of Medicine logo and a "Log in" button. The search bar contains "nursing research" and a "Search" button. Below the search bar are links for "Advanced", "Create alert", and "Create RSS", and a "User Guide" link. The results are sorted by "Best match" and display options are available. A dropdown menu is open under the "Create file" button, showing options: "Selection (3)", "All results on this page", "All results", and "Selection (3)". The "Selection (3)" option is highlighted in blue. Two blue arrows point from the text above to the "Create file" button and the "Selection (3)" option in the dropdown menu.

Järgmiseks näidatakse teile teavitust, et valitud kirjete allalaadimine on algamas.



The screenshot shows the PubMed.gov search interface. The search term "nursing research" is entered in the search bar. Below the search bar, there are buttons for "Advanced", "Create alert", and "Create RSS". A "Search" button is on the right. Below the search bar, there are buttons for "Save", "Email", and "Send to". A red circle highlights the "Email" button and a green message box that says "Citations were successfully saved to file. Download should start shortly." A blue arrow points from the text above to the "Email" button. Below the message box, there is a yellow bar that says "Filters applied: Free full text. Clear all". Below that, there are two search results. The first result is "Evidence-Based Practice and Nursing Research." by Chien LY. The second result is "Research capacity in nursing: a concept analysis based on a scoping review." by Chen O, Sun M, Tana S, Castro AR. On the left side, there is a "MY NCBI FILTERS" section and a "RESULTS BY YEAR" section with a bar chart showing the number of results from 1919 to 2022. The chart shows a sharp increase in results starting around 2015 and peaking in 2022.

PubMed.gov

nursing research

Search

Advanced Create alert Create RSS User Guide

Save Email Send to Sorted by: Best match Display options

82,865 results

MY NCBI FILTERS

RESULTS BY YEAR

Filters applied: Free full text. Clear all

Evidence-Based Practice and **Nursing Research.**

1 Chien LY.

Cite J Nurs Res. 2019 Aug;27(4):e29. doi: 10.1097/jnr.0000000000000346.
PMID: 31313747 **Free PMC article.** No abstract available.

Share

Research capacity in **nursing**: a concept analysis based on a scoping review.

2 Chen O. Sun M. Tana S. Castro AR.

TEXT AVAILABILITY

Valitud kirjed on kantud teie My EndNote Librarysse

My EndNote Library

File Edit References Groups Library Tools Window Help

Imported References +

Author Contains

And Year Contains

And Title Contains

Simple search Search options

Imported References 2 References

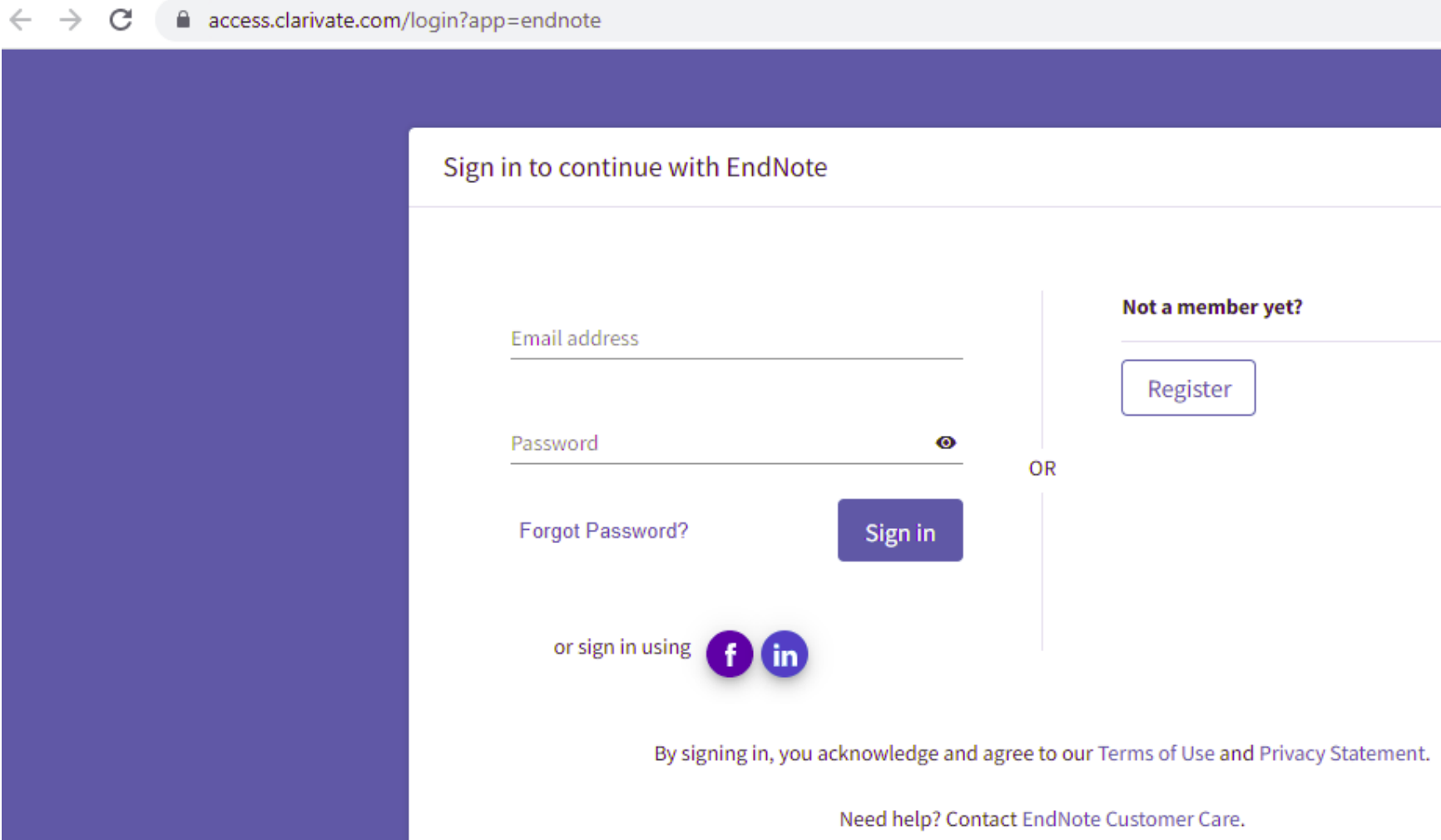
	Author	Year	Title	Journal	Last Updated	Reference Type
	Chen, Q.; Sun...	2019	Research capacity in nursing: a concep...	BMJ Open	10/30/2021	Journal Article
	Chien, L. Y.	2019	Evidence-Based Practice and Nursing ...	J Nurs Res	10/30/2021	Journal Article

Left sidebar menu items:

- eve.pohlak@ttk.ee
- Sync Status
- All References 12
- Imported References 7
- Recently Added 14
- Unfiled 14
- Trash 0
- MY GROUPS
 - My Groups
 - New Group 0
- FIND FULL TEXT
- GROUPS SHARED BY ...
- ONLINE SEARCH
 - CINAHL (EBSCO) 0
 - Library of Congress 0

EndNote Online <http://access.clarivate.com/login?app=endnote>


EndNote`i on võimalik kasutada nii eelpool vaadeldud Desktopi versioonina kui ka veebis – EndNote Online. Alustage kasutajakonto loomisega. EndNote Online`i lühitutvustust saab näha järgnevatelt slaididelt.



The screenshot shows a web browser window with the URL access.clarivate.com/login?app=endnote. The page content is as follows:

Sign in to continue with EndNote



Email address

Password 

Forgot Password?

OR

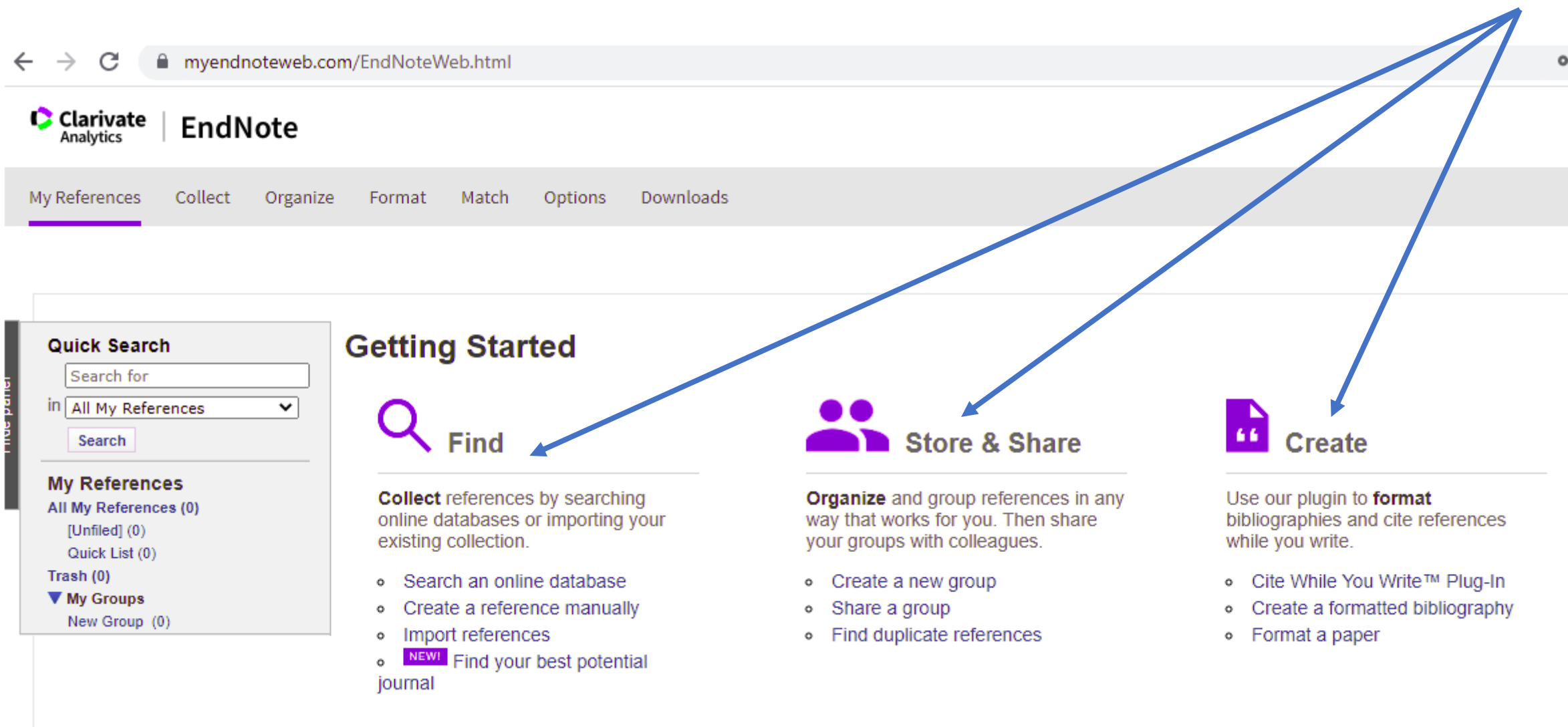
Not a member yet?

or sign in using  

By signing in, you acknowledge and agree to our [Terms of Use and Privacy Statement](#).

Need help? [Contact EndNote Customer Care](#).

Getting Started – edukaks alustamiseks ning tarkvaraga tutvumiseks kuvatakse nõuandeid erinevatel teemadel.



← → ↻ myendnoteweb.com/EndNoteWeb.html

Clarivate Analytics | EndNote

My References **Collect** Organize Format Match Options Downloads

Quick Search

in **All My References** ▼


My References

All My References (0)
[Unfiled] (0)
Quick List (0)

Trash (0)


▼ **My Groups**
New Group (0)

Getting Started

 **Find**


Collect references by searching online databases or importing your existing collection.

- Search an online database
- Create a reference manually
- Import references
- **NEW!** Find your best potential journal

 **Store & Share**

Organize and group references in any way that works for you. Then share your groups with colleagues.

- Create a new group
- Share a group
- Find duplicate references

 **Create**

Use our plugin to **format** bibliographies and cite references while you write.

- Cite While You Write™ Plug-In
- Create a formatted bibliography
- Format a paper

Collect
Online Search
on loodud erinevates
kataloogides ja andmebaasides
otsingu tegemiseks.

Andmebaaside valik
avaneb rippmenüüs,
kust saate valida omale sobiva
andmebaasi.

Kirjete salvestamiseks märkige
vajalikud kirjed ära ning
rippmenüüst *Add to group*
valige kaust, kuhu kirjed
salvestada.

Online Search**Step 1**

Select database or library catalog connection.

Select... ▼

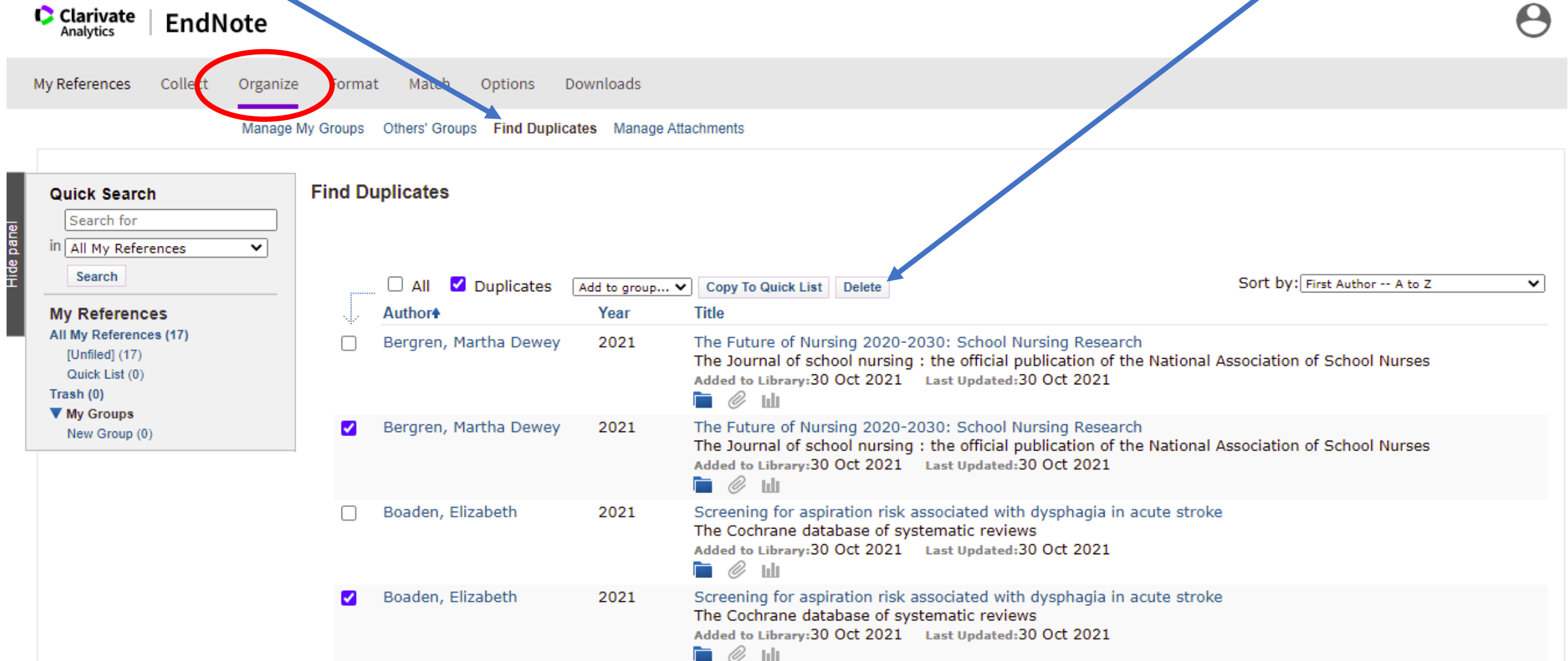
- Select...
- Aarhus Kommunes Biblio
- Aarhus U
- Aberdeen U
- Aberystwyth U
- Abilene Christian U
- Abilene Lib Consortium
- Abilene Public Library
- Acad Belgica
- Academica Sinica
- Academy of Natural Sciences
- Acadia U
- Acc Crusca Firenze
- Adams St Coll
- Adler School Prof Psych
- Administrative Bib
- Ag Esp de Coop Intl
- Agricultural U of Athens
- AIATSIIS
- Aker U HF

[Select Favorites](#)

Organize

Find Duplicates võimaldab leida topeltkirjeid.

Märkige kirjed, mida soovite kustutada ning klikkige nupul *Delete*.



The screenshot shows the EndNote software interface. The 'Organize' menu item is circled in red. Below it, the 'Find Duplicates' dialog box is open, showing a list of references with checkboxes for selection. The 'Delete' button is highlighted with a blue arrow. The 'Quick Search' panel is visible on the left side of the interface.

Quick Search

Search for

in

My References

All My References (17)

[Unfiled] (17)

Quick List (0)

Trash (0)

▼ My Groups

New Group (0)

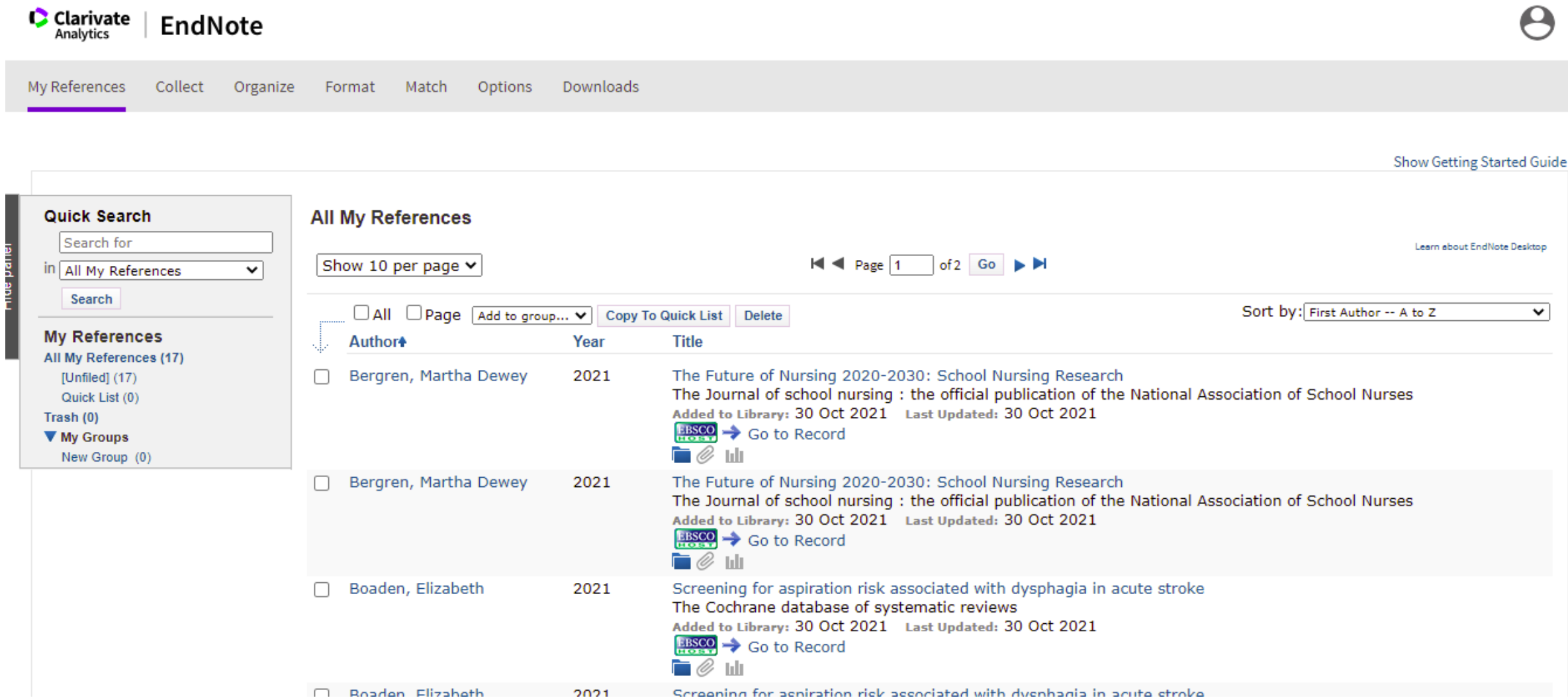
Find Duplicates


All Duplicates

Sort by:

<input type="checkbox"/>	Author↑	Year	Title
<input type="checkbox"/>	Bergren, Martha Dewey	2021	The Future of Nursing 2020-2030: School Nursing Research The Journal of school nursing : the official publication of the National Association of School Nurses Added to Library:30 Oct 2021 Last Updated:30 Oct 2021
<input checked="" type="checkbox"/>	Bergren, Martha Dewey	2021	The Future of Nursing 2020-2030: School Nursing Research The Journal of school nursing : the official publication of the National Association of School Nurses Added to Library:30 Oct 2021 Last Updated:30 Oct 2021
<input type="checkbox"/>	Boaden, Elizabeth	2021	Screening for aspiration risk associated with dysphagia in acute stroke The Cochrane database of systematic reviews Added to Library:30 Oct 2021 Last Updated:30 Oct 2021
<input checked="" type="checkbox"/>	Boaden, Elizabeth	2021	Screening for aspiration risk associated with dysphagia in acute stroke The Cochrane database of systematic reviews Added to Library:30 Oct 2021 Last Updated:30 Oct 2021

Teie viitekogud kajastuvad ühtmoodi nii EndNote Desktopis kui ka EndNote Online`is.



Clarivate Analytics | EndNote 

My References | Collect | Organize | Format | Match | Options | Downloads

[Show Getting Started Guide](#)

Quick Search

Search for

in **All My References** ▼

My References

All My References (17)

[Unfiled] (17)

Quick List (0)

Trash (0)













▼ **My Groups**

New Group (0)

All My References [Learn about EndNote Desktop](#)

Show 10 per page Page 1 of 2

All Page Sort by: **First Author -- A to Z** ▼

<input type="checkbox"/>	Author	Year	Title
<input type="checkbox"/>	Bergren, Martha Dewey	2021	The Future of Nursing 2020-2030: School Nursing Research The Journal of school nursing : the official publication of the National Association of School Nurses Added to Library: 30 Oct 2021 Last Updated: 30 Oct 2021  Go to Record   
<input type="checkbox"/>	Bergren, Martha Dewey	2021	The Future of Nursing 2020-2030: School Nursing Research The Journal of school nursing : the official publication of the National Association of School Nurses Added to Library: 30 Oct 2021 Last Updated: 30 Oct 2021  Go to Record   
<input type="checkbox"/>	Boaden, Elizabeth	2021	Screening for aspiration risk associated with dysphagia in acute stroke The Cochrane database of systematic reviews Added to Library: 30 Oct 2021 Last Updated: 30 Oct 2021  Go to Record   
<input type="checkbox"/>	Boaden, Elizabeth	2021	Screening for aspiration risk associated with dysphagia in acute stroke

Jaotise *Options* all saate muuta vajadusel oma konto parooli ning näete ja saate sisestada/muuta oma andmeid.



EndNote

[My References](#)[Collect](#)[Organize](#)[Format](#)[Match](#)[Options](#)[Downloads](#)[Password](#)[E-mail Address](#)[Profile Information](#)[Language](#)[Subscription](#)

Change Password

Current Password:

New Password:

Retype New Password:

[Save](#)

Jaotise *Downloads* all saate ülevaate EndNote'i lisadest, mida on võimalik oma arvutisse laadida.
(Vaadake lähemalt järgmistelt slaididelt)

Cite While You Write™

Find out why EndNote is the industry leader in bibliographic formatting.

Download our patented* Cite While You Write tool to insert references, and format citations and bibliographies automatically while you write your papers in Word.

See [Installation Instructions](#) and [System Requirements](#).

- [Download Windows](#)
- [Download Windows MSI for mass program installation](#)
- [Download Macintosh](#)

*Patented technology. Australia Patent 2014318392; U.S. Patents 10002116, 9588955, 9218344, 9177013, 8676780, 8566304, 8201085, 8082241, 6233581; China Patent: 201380034689.3; Japan Patent: 5992404.

Capture: [Capture Reference](#)

To install the Capture tool, just drag the **Capture Reference** button to your Bookmarks bar (also known as "Favorites Bar" or "Bookmarks Toolbar"). In some browsers, you may need to right-click and select "Add to Favorites" or "Bookmark This Link."

To use it, browse to a page you like and click the **Capture Reference** button in the Bookmarks bar. The Capture Reference window will open. Follow the instructions in the window.

EndNote Click

Save time getting full-text PDFs into EndNote with the free browser plugin.

EndNote Click works on thousands of academic websites to help you get one-click access to full-text PDFs using your library subscription and open access alternatives, whether you are on or off campus.

Once you have the PDF, you can easily export it to EndNote.

Get started in two minutes and find out why over 200,000 researchers, librarians and academic professionals are already using EndNote Click.

[Find out more and try it for yourself](#)

Cite While You Write

Cite While You Write vahendiga on lihtne kirjutamise käigus Wordi teksti viiteid lisada ja bibliograafiat vormistada.

See tuleb kõigepealt oma arvutisse alla laadida ja installeerida. Seda saate teha kui olete ennast EndNote Online`i sisse loginud ning valite menüüst valiku *Downloads*.

EndNote'i tööriistariba Wordis võimaldab töö kirjutamise käigus kergesti viidete haldurist allikaid leida ning neid oma töösse lisada.

Cite While You Write™

Find out why EndNote is the industry leader in bibliographic formatting.

Download our patented* Cite While You Write tool to insert references, and format citations and bibliographies automatically while you write your papers in Word.

See [Installation Instructions](#) and [System Requirements](#).

- [Download Windows](#)
- [Download Windows MSI for mass program installation](#)
- [Download Macintosh](#)

*Patented technology. Australia Patent 2014318392; U.S. Patents 10002116, 9588955, 9218344, 9177013, 8676780, 8566304, 8201085, 8082241, 6233581; China Patent: 201380034689.3; Japan Patent: 5992404.

Capture Reference

Paljudes andmebaasides, mis ei võimalda kirjete vahetut ülekandmist EndNote'i, saab kasutada **Capture Reference** võimalust. See tuleb kõigepealt brauseri järjehoidjaribale paigutada.

EndNote'i menüü **Downloads** alt leiate **Capture Reference** nupu. Lisage see järjehoidjaribale, järgides juhiseid.

Nüüd, kui olete andmebaasis avanud kirje, klõpsake brauseri järjehoidjaribal **Capture Reference** nupul.

Näete kirjet, mida saate vajadusel muuta või täiendada. Klõpsake **Save to**, valides **my.endnote.com**.

Täpsemalt: http://www.myendnoteweb.com/help/en_us/ENW/he_capture.htm – siit leiate ka nimekirja andmebaasidest ja veebilehtedest, kus *Capture* funktsioon toimib.

Ka veebilehti saab niimoodi salvestada.

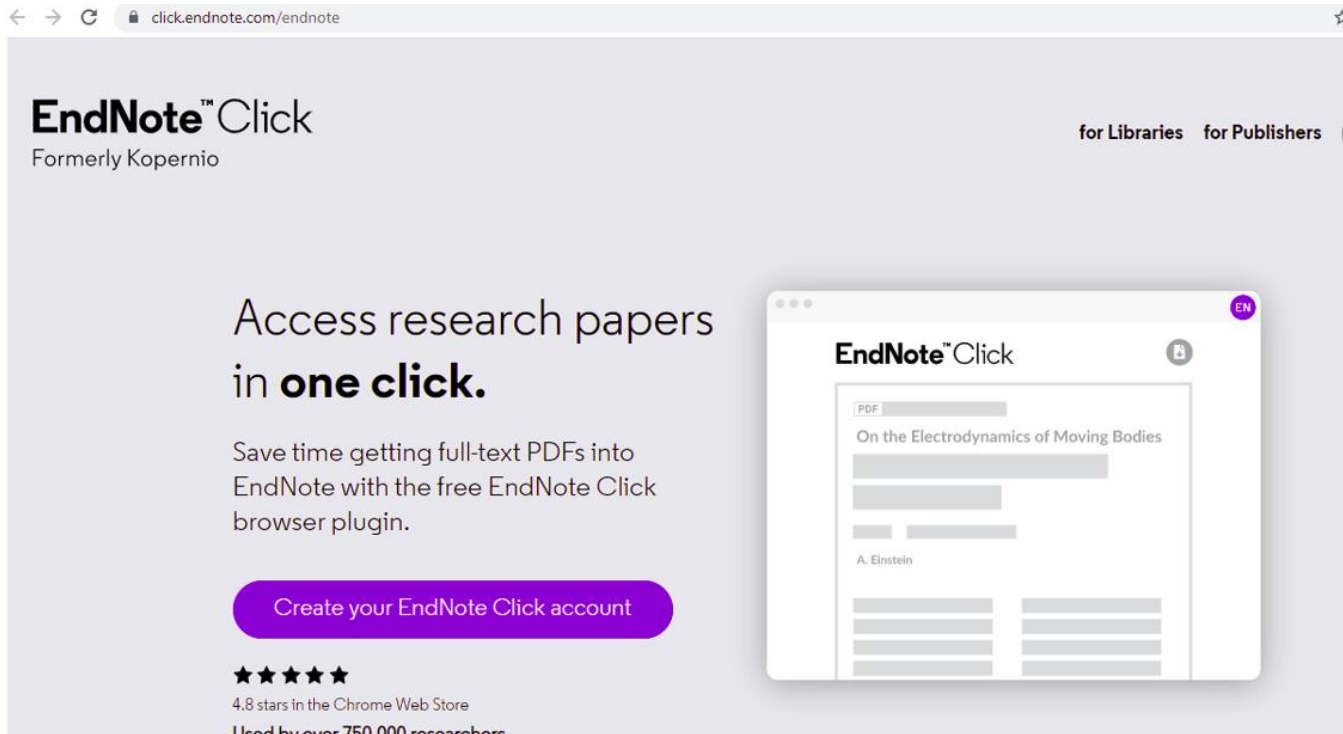
Capture: Capture Reference

To install the Capture tool, just drag the **Capture Reference** button to your Bookmarks bar (also known as "Favorites Bar" or "Bookmarks Toolbar"). In some browsers, you may need to right-click and select "Add to Favorites" or "Bookmark This Link."

To use it, browse to a page you like and click the **Capture Reference** button in the Bookmarks bar. The Capture Reference window will open. Follow the instructions in the window.

EndNote Click

EndNote Click on tasuta alla laaditav programm, mis aitab säästa aega ja vähemate klikkidega ajakirjade täistekstiartiklitele juurde pääseda.



The screenshot shows the EndNote Click website landing page. The browser address bar displays 'click.endnote.com/endnote'. The page header includes the 'EndNote™ Click' logo, 'Formerly Kopernio', and navigation links for 'for Libraries' and 'for Publishers'. The main content area features the headline 'Access research papers in **one click.**' followed by the text 'Save time getting full-text PDFs into EndNote with the free EndNote Click browser plugin.' A prominent purple button reads 'Create your EndNote Click account'. Below this, a star rating of 4.8 is shown, along with the text '4.8 stars in the Chrome Web Store' and 'Used by over 750,000 researchers'. A central image shows a browser window with the EndNote Click plugin interface, displaying a PDF document titled 'On the Electrodynamics of Moving Bodies' by A. Einstein.

EndNote Click

Save time getting full-text PDFs into EndNote with the free browser plugin.

EndNote Click works on thousands of academic websites to help you get one-click access to full-text PDFs using your library subscription and open access alternatives, whether you are on or off campus.

Once you have the PDF, you can easily export it to EndNote.

Get started in two minutes and find out why over 200,000 researchers, librarians and academic professionals are already using EndNote Click.

Find out more and try it for yourself

KASUTATUD ALLIKAD (30. oktoober 2021)

https://clarivate.libguides.com/endnote_training/home

https://clarivate.libguides.com/ld.php?content_id=48646479

<https://endnote.com/>

https://support.clarivate.com/Endnote/s/?language=en_US

<https://www.myendnoteweb.com/EndNoteWeb.html>

<https://sisu.ut.ee/enwebjuhend/avaleht>